

Jobenomics deals with the process of creating and mass-producing small businesses and jobs.



Jobenomics Austin's goal is to facilitate creation of thousands of new jobs over the next 5-years with emphasis on minorities, women and new workforce entrants who want a career or start a business.


By: Chuck Vollmer
8 December 2017

Jobenomics



Bipartisan National Grassroots Movement

- Started in 2010, estimated following: 20 million
- Outreach via TV, radio, lectures, social media
- Website receives 30,000 monthly page views with most viewers spending a half hour or more online.



Books and Research

- Nine books on economic, business and workforce development
- Monthly reports on U.S. employment and GDP trends
- Special reports on emerging global and national initiatives

City and State Initiatives and Programs

- Over a dozen initiatives led by local community leaders
- Two highly-scalable national turnkey programs

Goal: 20 million net new American private sector jobs per decade.

Research Books & E-Books



Extensive research on economic/business/workforce development, and emerging national labor force and urban renewal initiatives.

Jobenomics City & State Initiatives



Implementation Underway

Jobenomics Erie Pennsylvania

Jobenomics Workforce Reentry Program Phoenix

Community Leader(s)

Board Established

Mr. Doyle Davis

Plan Developed But Not Implemented

Jobenomics Harlem

Jobenomics West Baltimore

Jobenomics North Carolina

Jobenomics Delaware

Rev. Michael Faulkner

Rev. Dr. Al Hathaway

Mr. Joe Magno

Mr. La Mar Gunn

In Discussion/Negotiation/Development

Jobenomics Southern Maryland

Jobenomics Cincinnati

Jobenomics Las Vegas

Jobenomics Charlotte North Carolina

Jobenomics Buffalo

Jobenomics California

Jobenomics Puerto Rico

Jobenomics Austin (Chicago)

Mr. Aurelio Azpiazu

Mr. Uche Agomuo

Col. (R) Steve Seroka

Mr. Bob Johnson

Mr. Ron Clayton

Mr. John-Leslie Brown

Mr. Pierre Laguerre

Rev. Rob Stephenson

Jobenomics City & State Initiatives started a few years ago at the request of community leaders to adapt our research to their local demographics, labor force and economic situation.

Austin Statistical Profile

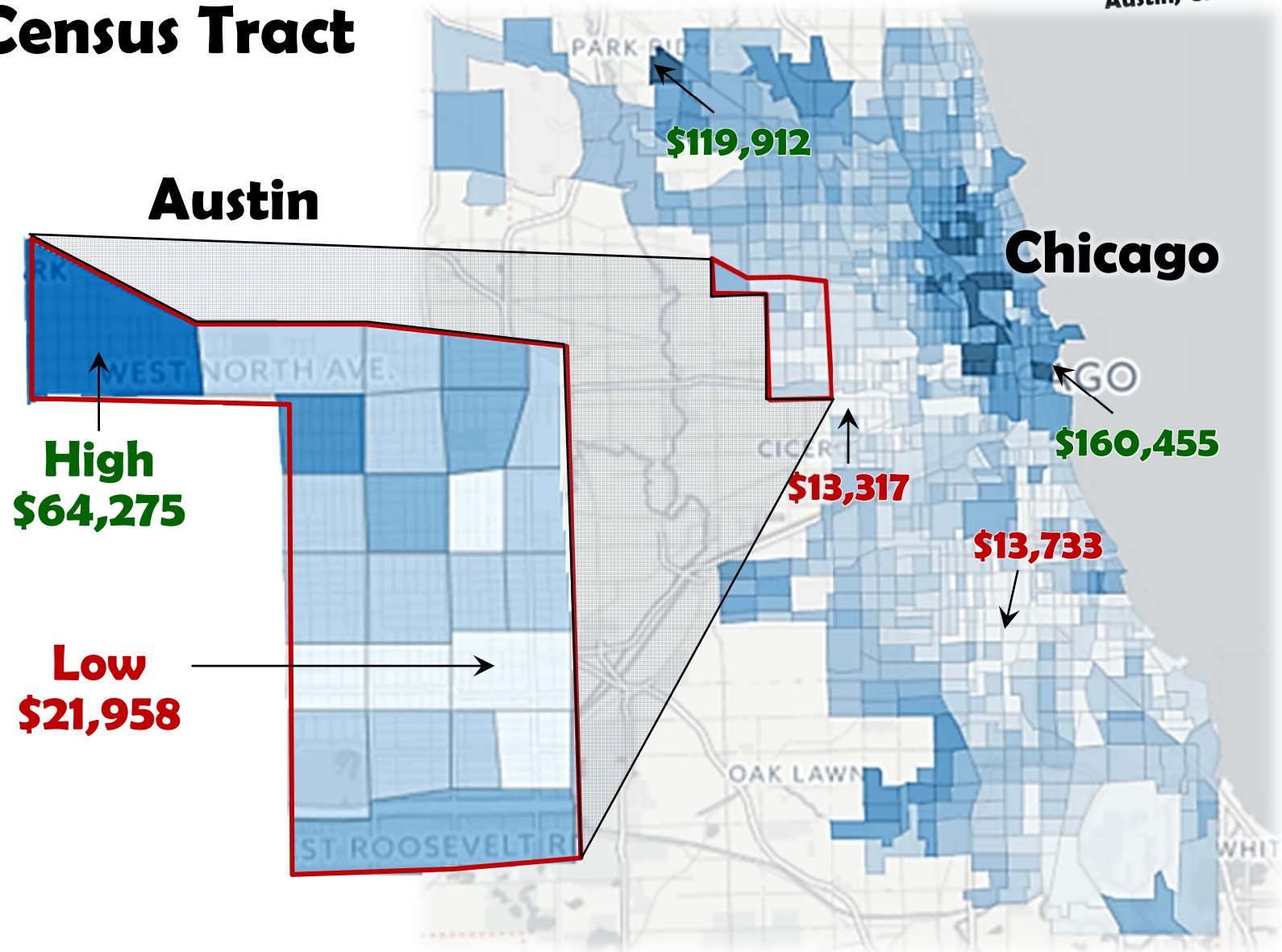


	South Austin*	Austin	Chicago	Cook	Illinois	USA
Population	48,648	97,643	2.7M	5.2M	12.9M	326M
Household Income	\$26,882	\$31,634	\$48,522	\$56,851	\$59,588	\$55,775
Race (% African American)	94.2%	84.8%	32.3%	24.4%	14.4%	12.6%
Education (No High School Diploma)	26.7%	24.5%	18.9%	15.5%	12.7%	14.0%
Employed Working-Age Men (35-44)	43.7%	54.2%	79.6%	81.6%	82.7%	82.3%
Unemployment Rate	25.0%	21.0%	11.1%	5.1%	4.9%	4.1%
Poverty Rate	33.8%	27.0%	18.7%	16.1%	13.6%	14.7%

*60644 Zip Code

Jobenomics' economic, community, business and workforce development programs are ideal for Austin's statistical profile.

Chicago Median Household Income By Census Tract



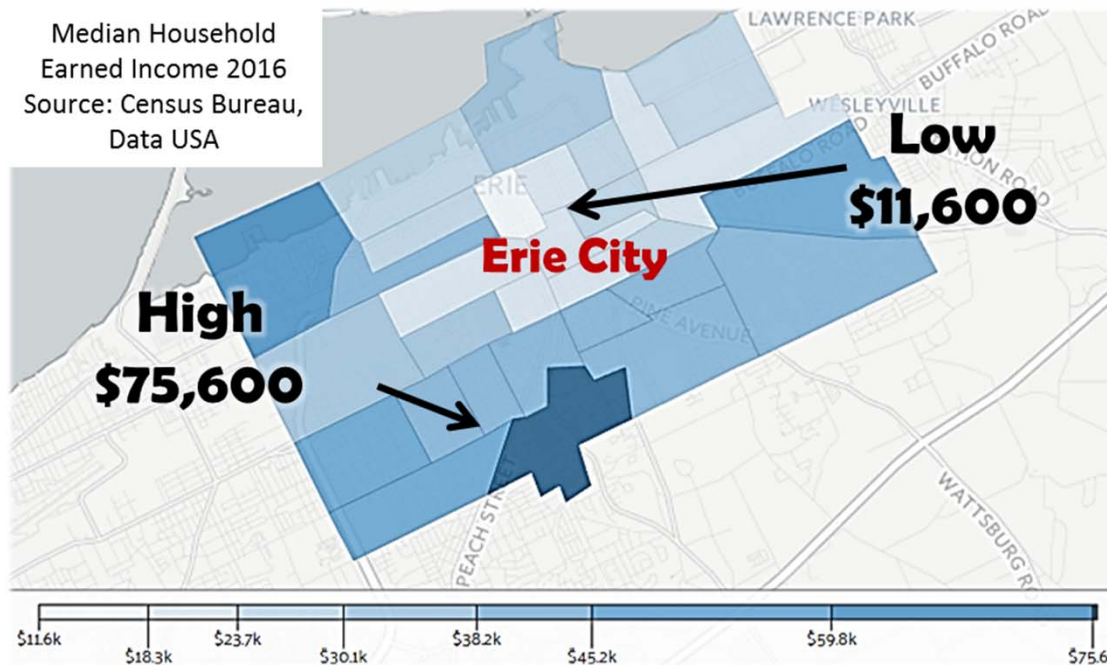
Austin economic profile is similar to Jobenomics Erie (Pennsylvania).

Erie PA Wage & Income Statistics

Median Household Income



Median Household
Earned Income 2016
Source: Census Bureau,
Data USA



Jobenomics Erie focuses on increasing inner-city household incomes to \$40,000 to \$50,000 per year.


Jobenomics Erie Community Leaders



Curtis Jones



Fred Williams



John Kowalczyk

Bishop Curtis Jones, Sr.
Fredrick Williams
Kim Burney
Alan Kugler
Scott Bonnell
Tyrone L. Clark

John Kowalczyk
Pastor Vickie Jones
Mike Chevalier
Dr. Gae Anderson-Miller
Kathi Danielson
Tim Tassick

Management team committed to a rapid and successful launch of Jobenomics Erie. Website: <http://jobenomicserie.com/>

Jobenomics Erie (PA) Program



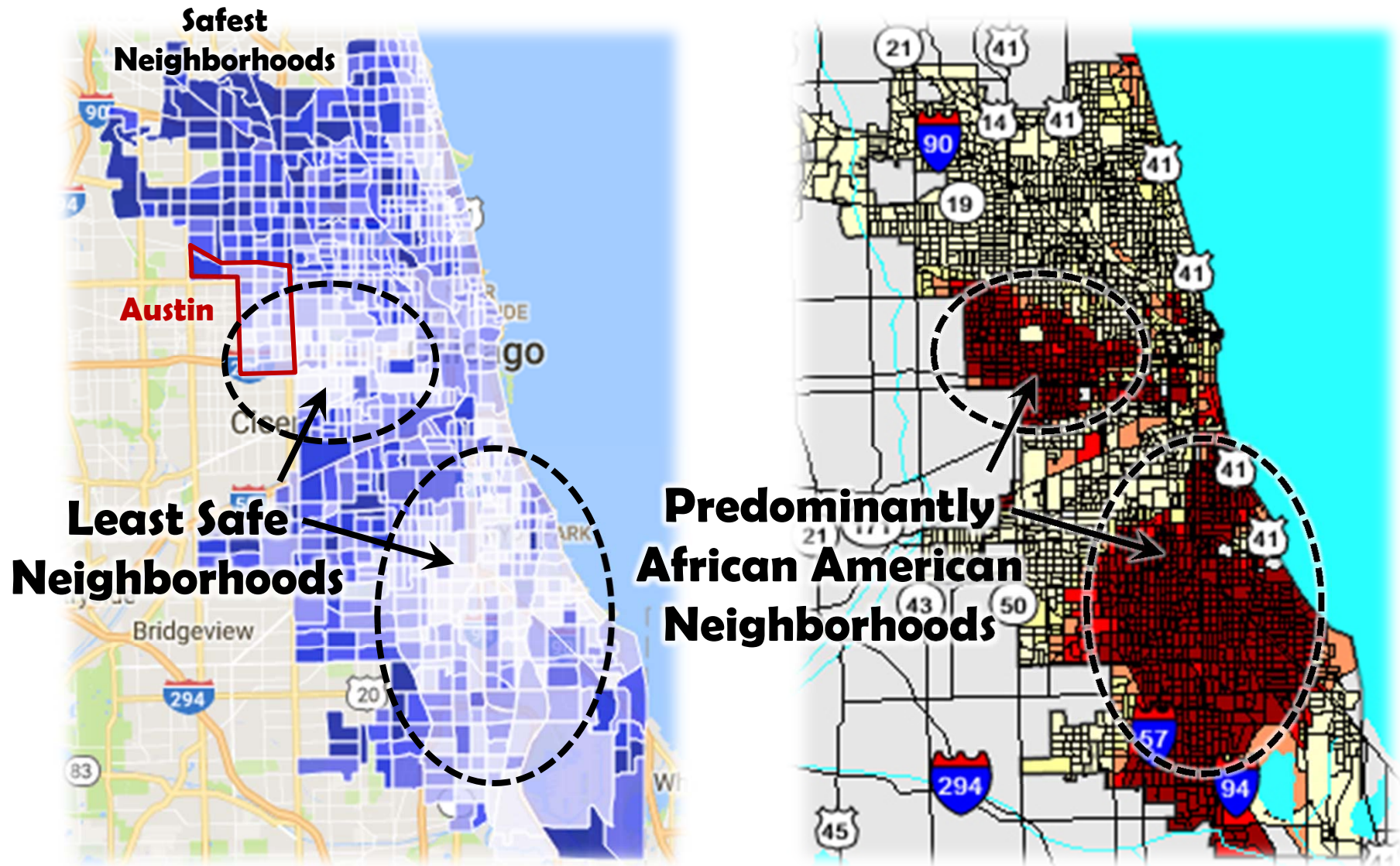
Jobenomics Erie Program	Direct Jobs (5 Years)	% of 3,500 Job Goal
Community-Based Business Generator	1,550	44%
Urban Agriculture	650	19%
Urban Mining	550	16%
Workforce Re-Entry Center	750	21%
Total	3,500	100%

3,500 new direct jobs within next 5-years

- 10,500 to 14,000 total new jobs
(2-times to 3-times direct to indirect workforce ratio)
- Creation of hundreds of locally-owned businesses tied to inner-city Erie (enhancing the direct/indirect job ratio)
- Annual Erie economic impact \approx \$500 million
(10,500 jobs @ \$50k/year)

Jobenomics Erie has received initial \$10 million funding commitments.

Chicago Neighborhood Profile



Jobenomics Austin could be a model for other Chicago neighborhoods,

Jobenomics West Baltimore

- Maryland and Baltimore County are performing above the U.S. average. Baltimore City is not. A Harvard Study ranks Baltimore City dead last of 100 U.S. cities in upward income mobility and the bottom quintile of income.
- Jobenomics focuses on the predominantly minority (80% Black) and poorest areas in West Baltimore.
- Jobenomics goal is to create 100,000 net new jobs by 2026 via small business creation at the base of the city's economic pyramid in most depressed and high crime neighborhoods where rioting erupted after the death of Freddie Gray in police custody.



West Baltimore is the community with the greatest need.

Jobenomics West Baltimore Plan



Industry/Occupation	Job Zone Skill Level	Jobs		Total Jobs	% of 100K Goal
		Direct (Est.)	Indirect (Est.)		
Manufacturing	1-5	5,750	28,750	34,500	35%
Under Armour	1-5	3,000	15,000	18,000	18%
Foreign (EB-5)	1-5	1,000	5,000	6,000	6%
Urban Mining	1-3	750	3,750	4,500	5%
Light Industrial	1-3	1,000	5,000	6,000	6%
Healthcare and Social Assistance	1-4	6,375	19,125	25,500	26%
Personal Care Aids	1-2	2,000	6,000	8,000	8%
Home Health Aids	1-2	2,000	6,000	8,000	8%
Nursing Assistances	1-2	2,000	6,000	8,000	8%
Direct-Care Center	1-4	375	1,125	1,500	2%
Demolition and Construction	1-4	6,000	18,000	24,000	24%
Demolition Labor	1	1,500	4,500	6,000	6%
Construction Labor	1-2	1,500	4,500	6,000	6%
Live-Baltimore/Retire-Baltimore	1-4	1,500	4,500	6,000	6%
Renewable Energy Initiative	1-4	1,500	4,500	6,000	6%
Digital Economy	1-5	4,000	12,000	16,000	16%
E-Commerce Self-Employed	1-4	2,000	6,000	8,000	8%
On Demand Work (e.g., Uber)	1-3	1,000	3,000	4,000	4%
E-Business Consultants	4-5	500	1,500	2,000	2%
Independent Contractors	3-5	500	1,500	2,000	2%
Total	1-5	22,125	77,875	100,000	100%

This conceptual framework will mature with community input.

Jobenomics-Austin Training Center



118 N. Central Avenue, Chicago, 60644

Primary Challenge : Help Sidelined Workers Rejoin Austin's Labor Force

- Austin's "Not-in-Labor-Force" is larger than its Employed workforce. Unless this trend is reversed, Austin's economy will not be sustainable.
- Emphasis on creating business and job opportunities for:
 - Women head of households
 - Working age minority males
 - Formerly incarcerated, gang members and at-risk youth
 - Gen Z (Screenagers)
 - Those who want careers

Austin Labor Force Situation

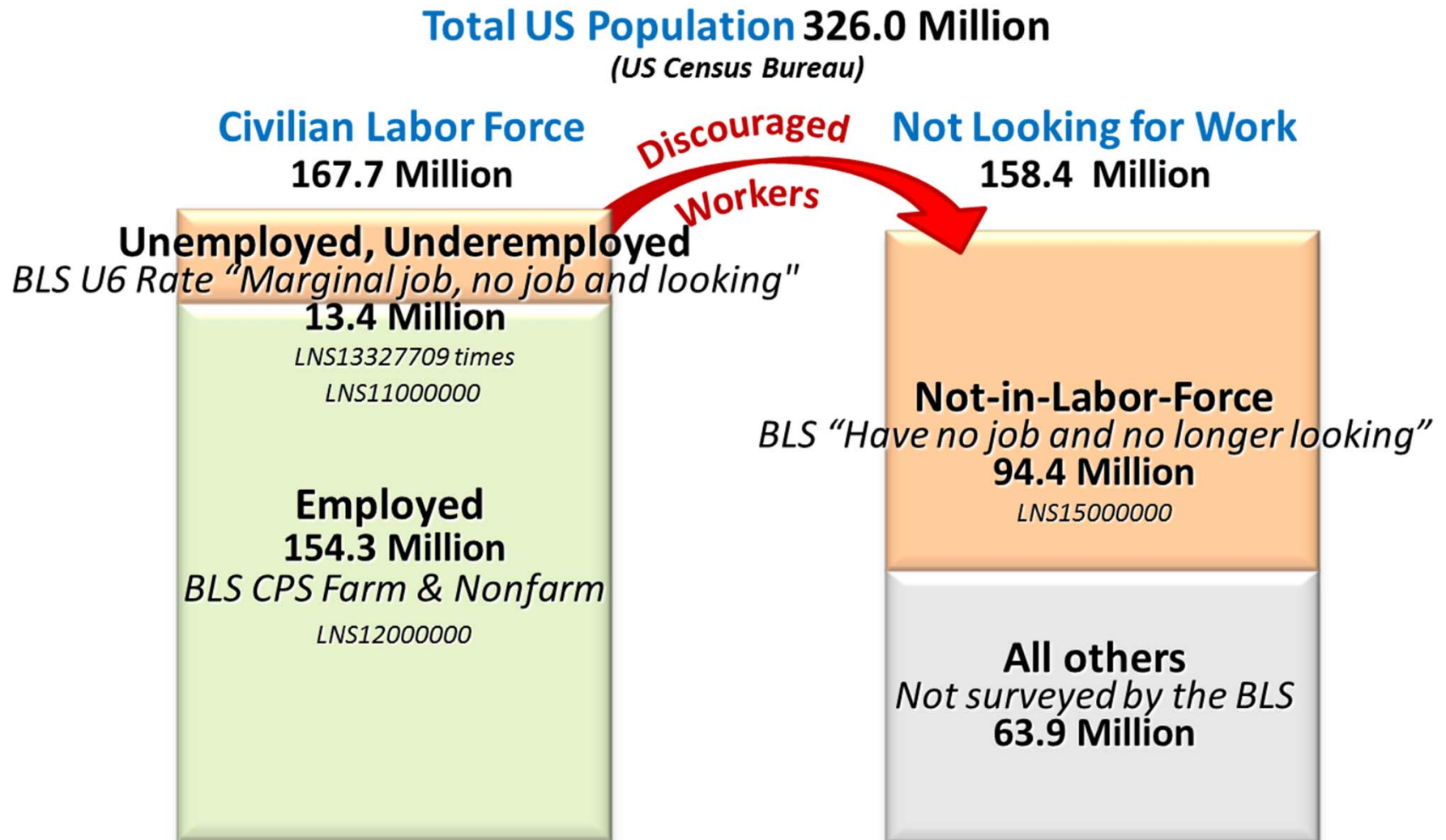
% of Total Population = 97,643

Source: Chicago Metropolitan Agency for Planning, CMAP 2015 Data



According to CMAP, only 3.9% of Austin's employed labor force actually works in Austin—totally unacceptable.

U.S. Labor Force Overview



As a percentage of the U.S. population the employed workforce is shrinking with lower paid and part-time workers.

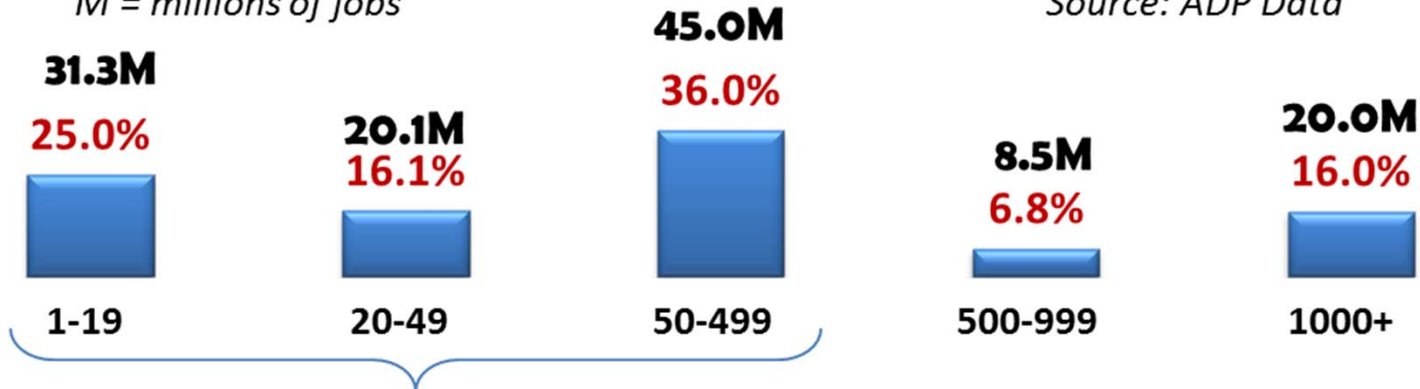
Small Business Economic Engine

U.S. Private Sector Employment by Company Size

as of 1 October 2017

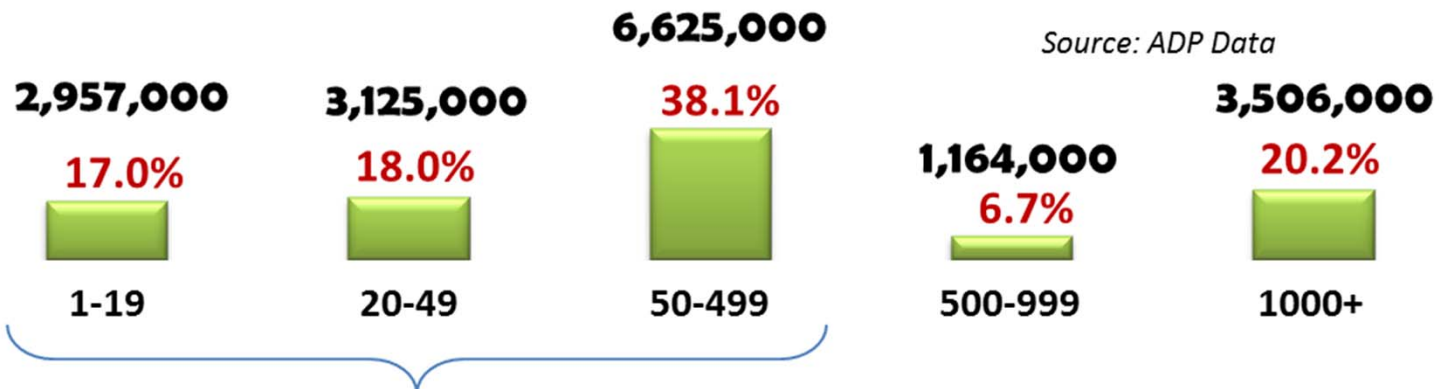
M = millions of jobs

Source: ADP Data



U.S. Jobs Created This Decade by Company Size

1 January 2010 to 1 October 2017 (93 Months)



Jobenomics Community-Based Business Generator (CBBG) Process

Labor Pool of People Interested In Workfare



Top Candidates Selected By Schools, Non-Profits, Churches, Sports Teams, Etc.

Top Candidates



JCBBG Candidate Interviews, Aptitude Testing and Counseling



Sent To Other
Educational and
Training Centers
for Career
Development

JCBBG Leadership, Skills-
Based Training and
Certification Programs

Hired by Existing
Companies
Looking For Pre-
Qualified
Employees



Start Small Business

Every candidate that enters the Jobenomics Program will incorporate their own self-employed business (S-Corp).

CBBG's 9,000 Online Skills-Based Training and Certification Programs




- Jobenomics is teamed with The Hope Collection (THC) for skills-based training and lifelong applied learning.
- First you have to log in to THC's Optimize My Life portal:
<http://www.optimizemylife.org/en-us/services/education.aspx>
- Accredited Training & Certification Providers:
 - 360training: <http://www.360training.com/>
 - ExpertRating: <http://www.expertRating.com/>
 - Lake Technical College: <http://www.laketechnical.org/>
 - American Institute of Small Business:
<http://www.ed2go.com/business/>



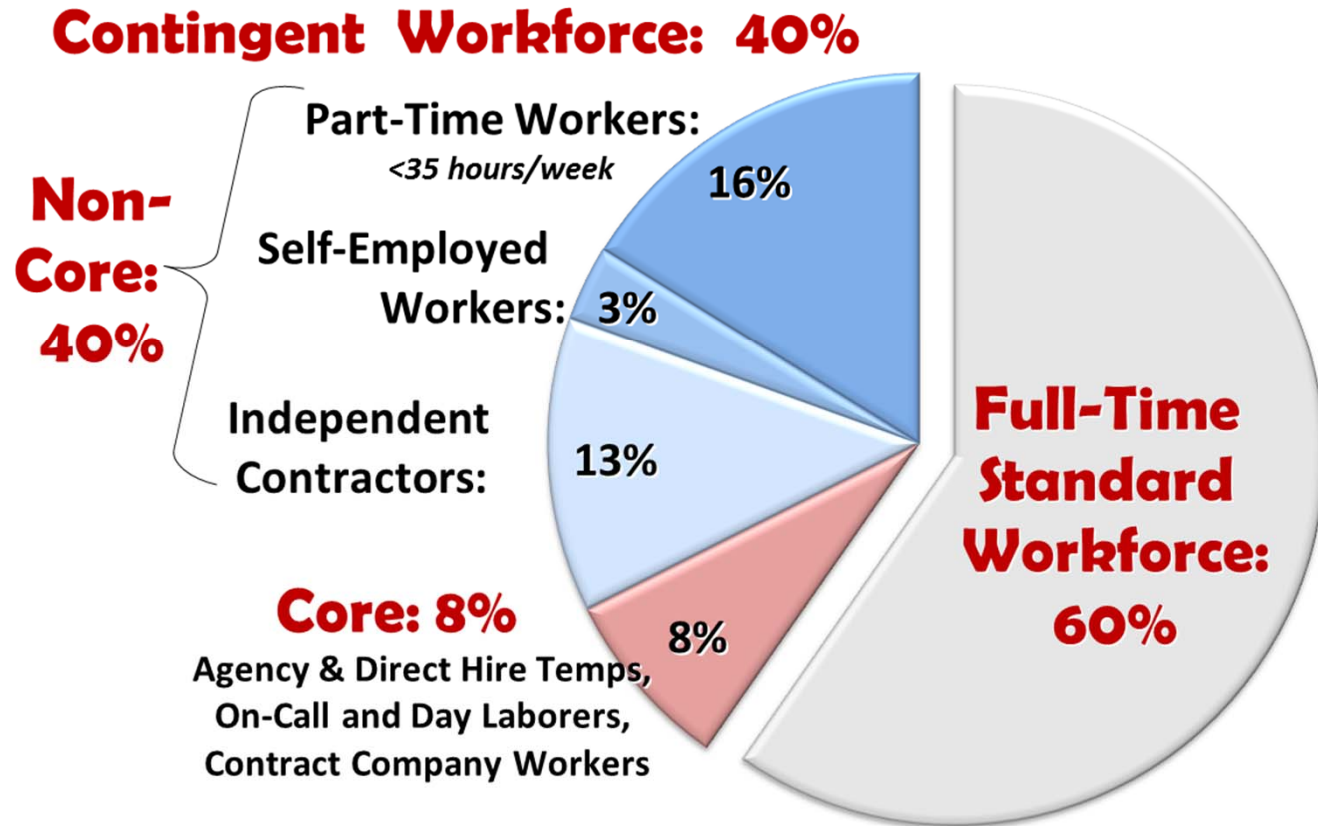
Goal: “Lifelong Applied Learning” with “Certifications in weeks, jobs in months and careers within a year.”

CBBG Contingent Workforce Focus



2017 U.S. Employed Labor Force

Source: GAO, BLS, NORC, Jobenomics



By 2030, contingent workforce will be the dominant (over 50%) labor force in the United States. Jobenomics will help prepare and maximize a community's labor force for this transition.

CBBG Goal: Fill Current Open Jobs

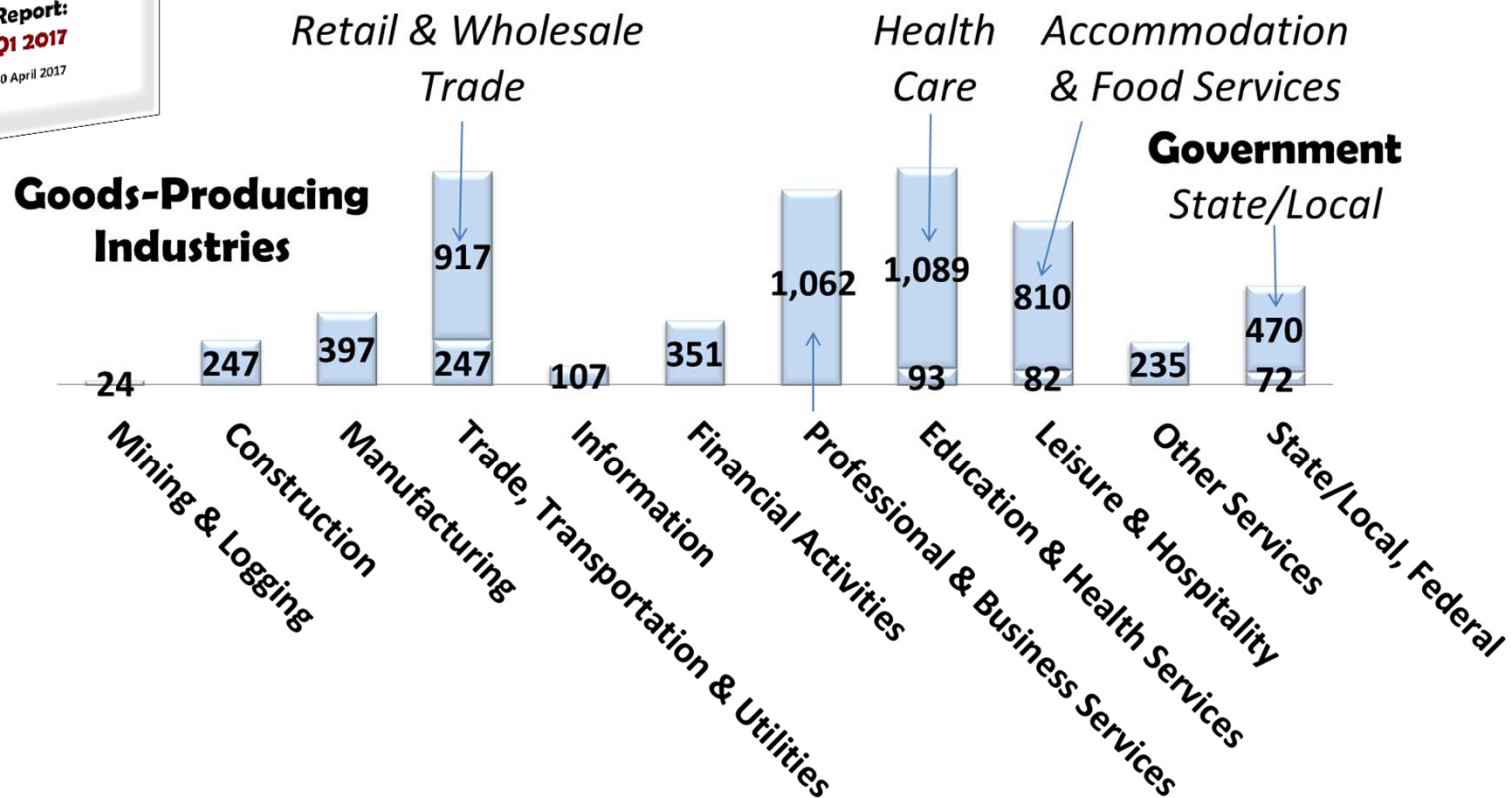


Total: 6,200,000 Jobs

Source: BLS, JOLTS Table 7, Not Seasonally Adjusted


Thousands (000s) of Jobs, as of **August 2017**, Retrieved 22 October 2017

Service-Providing Industries




Jobenomics will train and certify a local labor force for currently open jobs as well as preparing for future careers.

CBBG Goal: Identify Next-Gen Jobs



160-page **Energy Technology Revolution (ETR)** book involves emerging energy technologies, processes and systems that will transform the global energy mix and create tens of millions of net new U.S. jobs. Communities that have an ETR strategy will claim the bulk of these jobs and to make their communities to be much more energy efficient.



200-page **Network Technology Revolution (NTR)** book addresses the next generation in network and digital technologies that will transform economies and the way we live, work and play. The NTR could produce tens of millions of net new U.S. jobs and millions of small businesses. On the other hand, via automation, the NTR has the potential to obsolete tens of millions of existing jobs.

The ETR and NTR will create 10s of millions of new job opportunities—largely for the contingent workforce.

CBBG Goal: Prepare Digital Natives



- Standard economy growing at 2% per year versus digital economy's 15% per year with a global economic impact of \$124 trillion by 2025 (6-times U.S. annual GDP).
- Generation Y (**Millennials**, ages 20 to 34) and Generation Z (**Screenagers**, ages 20 and under) are digital natives dominate the digital economy. Digital businesses are 100-times easier to start than traditional businesses.
- **Digital Economy Ecosystem:**
 - Electronic/Mobile (E/M) Economy
 - Sharing/On-Demand Economy
 - Apps/Bots/Artificial Intelligence Economy
 - Platform Economy
 - Gig/Contingent Workforce Economy
 - Data-Driven Economy
 - Internet of Everything Economy




20,600 Austin Millennials and 28,500 Screenagers (50% of Austin's population) should be trained to start **Austin-based digital businesses.**

Jobenomics Urban Agriculture

- **Team:** Jobenomics is teamed with ACTS Freedom Farms (www.ACTSFFA.com)
- **Mission:** Provide a solution to the world's food shortage through self-sustaining and supportive live-work communities.
- **Vision:** Provide quality foods in harmony with the global environment, while empowering individuals to become an important partner in high-tech controlled environment agriculture.
- **Strategy:** 1) home ownership combined with an agriculture career, 2) corporate owned hydroponic commercial growing operations and 3) contracted privately owned and operated micro-farmers

JOBENOMICS™
Austin, Chicago



ACTS

**Freedom
Farms**
of America

Veteran Owned...Hydro-organically Grown

Initial operations: 25,000 micro-farms in 5-years.

Jobenomics Freedom Farms

- Initial cadre will be mostly veterans (vetting and financing considerations) but will also include non-veterans.



- Central controlled agricultural center (AG Core) manage and source crop production, processing, distribution and sales to fresh market outlets (grocery, restaurants, and international).
- Each micro-farm will consist of the land, 2,500 sq. ft. home and a leased state-of-the-art hydroponic and vertical agriculture 6,000 sq. ft. greenhouse that will be equipped and supplied by AG Core.



Estimated \$40,000 to 60,000 annual salary per micro-farmer.

Jobenomics Urban Mining



Urban Mining Program could generate sufficient profits that will fund other skills-based training and certification programs.

Types of E-Waste

■ Household Electronics

- IT-Related Products (EPA definition)
- Consumer Electronics
- Large Appliances
- Small Appliances
- Cleaning/Power Tools
- Entertainment Systems
- Toys & Other Electrical Items

■ Business

- Computers, Servers, Peripherals
- Hardware, Cabling, Ducting, Racks
- Vending Machines & Other Items

■ Government (Federal, State, Local)

■ Educational, Medical & Industrial

■ Construction & Demolition Materials



eCyclingUSA can process these items quickly and cleanly.

3-Shift Operation Feedstock Requirements



110 Tons Per Day
(5.5 Shipping Container Equivalents)



\$ Value of e-Waste Raw Materials

For Estimating Purposes Only

5 Tons Per Hour 3-Shift Operation, 300 Days Per Year

Feedstock: Computers, Consumer Electronics, Small and Large Appliances

Metal/Material	% of e-Waste	\$s per Metric Ton*	\$/Ton (2204 pounds)	Total \$/Year (5 tons/hour x 23 hour/day x 300 days/year)
Iron/Steel (Fe)	20%	\$ 195	\$ 39.00	\$ 1,345,500
Copper (Cu)	5%	\$ 4,430	\$ 221.50	\$ 7,641,750
Aluminum (Al)	20%	\$ 1,300	\$ 260.00	\$ 8,970,000
ABS Plastics	10%	\$ 1,675	\$ 167.50	\$ 5,778,750
Other Plastics/Foam	40%	\$ 287	\$ 114.80	\$ 3,960,600
Computer Components	5%	\$ 2,466	\$ 123.31	\$ 4,254,326

Source: Jobenomics, eCyclingUSA 100%

Revenue** \$ 31,950,926

Cost of goods sold \$ 15,417,000

Operating expenses \$ 4,666,000

*Scrap prices as of 3 December 2016

**Does not include grants, tax incentives or tipping fees

Net Income \$ 11,867,926

EBITDA 37%

Any interest in starting a Jobenomics Austin program?

If yes, Austin community leaders must form a coalition to advance a Jobenomics Austin program designed to meet local community and coalition needs.

Jobenomics will help design a program (pro bono) and supply economic, community, small business and workforce development research material to support your program.

For more information on Jobenomics Urban Renewal Programs see www.Jobenomics.com