

***Jobenomics National Grassroots Movement* focuses on mass-producing local micro and nonemployer businesses and jobs.**



***Jobenomics Clayton County* will create new businesses and jobs in under-resourced neighborhoods with emphasis on women, minorities, veterans, new workforce entrants and other hopefuls who want a career or start a business.**

**Chuck Vollmer, Founder, Jobenomics National Grassroots Movement**

**David Quinn, CEO, Millennium Regional Development Corporation**

**28 August 2019**



## **Jobenomics National Grassroots Movement**



# Jobenomics

**JOBENOMICS™**  
Clayton County, GA


## Bipartisan National Grassroots Movement

- Since 2010, estimated audience of 30 million
- Website averages 30,000+ monthly page views
- Jobenomics America TV launched in 2018

**JOBENOMICS™**  
**America TV**

## Books, Research & Special Reports

- Focus on economic, community, small business and workforce development.
- First book established published 2010.
- Ten e-books and ninety special reports.



## City and State Initiatives and Programs







**Jobenomics.com**

- Two dozen initiatives led by local community leaders.
- Turnkey startup programs implementable within 12-months.

**Primary focus: economic, community, small business and workforce development at the base of America's socio-economic pyramid.**

# Free E-Books in Jobenomics Library

**JOBENOMICS™**  
Clayton County, GA



Extensive research on the economy, policy-making, labor force situation, emerging technologies, and urban renewal initiatives.

# Jobenomics Chapters/Coalitions



## Program Developed/Implementation In Progress

Jobenomics Erie Pennsylvania  
 Jobenomics Chicago (Austin & Englewood)  
 Jobenomics West Baltimore  
 Jobenomics Philadelphia  
 Jobenomics Washington DC (Wards 5, 7 & 8)  
 Jobenomics Florida (Orlando & Tampa)  
 Jobenomics Las Vegas  
 Jobenomics Fredrick (MD)  
 Jobenomics Edenton (NC) Region  
 Jobenomics San Marcos (TX) Region  
 Jobenomics Alberta Province (Canada)  
 Jobenomics Club-E (Atlanta)  
 Jobenomics-National Faith-Based Empowerment Coalition  
 Jobenomics-ACTS Freedom Farms of America Coalition  
 Jobenomics-SuperWater HYOX Coalition  
 Jobenomics-Emerald Planet Coalition  
 Jobenomics-Institute for Sustainable Development Coalition  
 Jobenomics-eCyclingUSA Coaliton

## Community Leader(s)

Ms. Kim Burney  
 Mr. Dorrelle Burnett  
 Bis. Carter/Dr. Hathway  
 Rev. Faulkner/Bis. Floyd  
 Mr. Thomas/Ms. Govan  
 Mr(s) Stanley/Hartwell  
 Mr. Frank O'Donnell  
 Ms. Brady/Mr. Weldon  
 Mr(s) Quinn/Young  
 Mr. David Quinn  
 Ms. Hackman-Carty  
 Mr. Bob Johnson  
 Rev. Zagery Oliver  
 Mr. Michael Buehler  
 Dr. Rey Lineres  
 Dr. Sam Hancock  
 Mr. Stephan Jordan  
 Mr. Steve Grueber

## Program Developed/Currently Inactive

Jobenomics West Virginia  
 Jobenomics Workforce Reentry Program Phoenix (AZ)  
 Jobenomics North Carolina  
 Jobenomics Southern Maryland  
 Jobenomics Cincinnati (OH)  
 Jobenomics Buffalo (NY)  
 Jobenomics Charlotte (NC)  
 Jobenomics Puerto Rico  
 Jobenomics Harlem/New York City  
 Jobenomics Delaware

Mr. Tom Willis  
 Mr. Doyle Davis  
 Mr. Joe Magno  
 Mr. Aurelio Azpiazu  
 Mr. Uche Agomuo  
 Mr. Heard/Ms. Brown  
 Mr. Bob Johnson  
 Mr. Pierre Laguerre  
 Rev. Michael Faulkner  
 Mr. La Mar Gunn

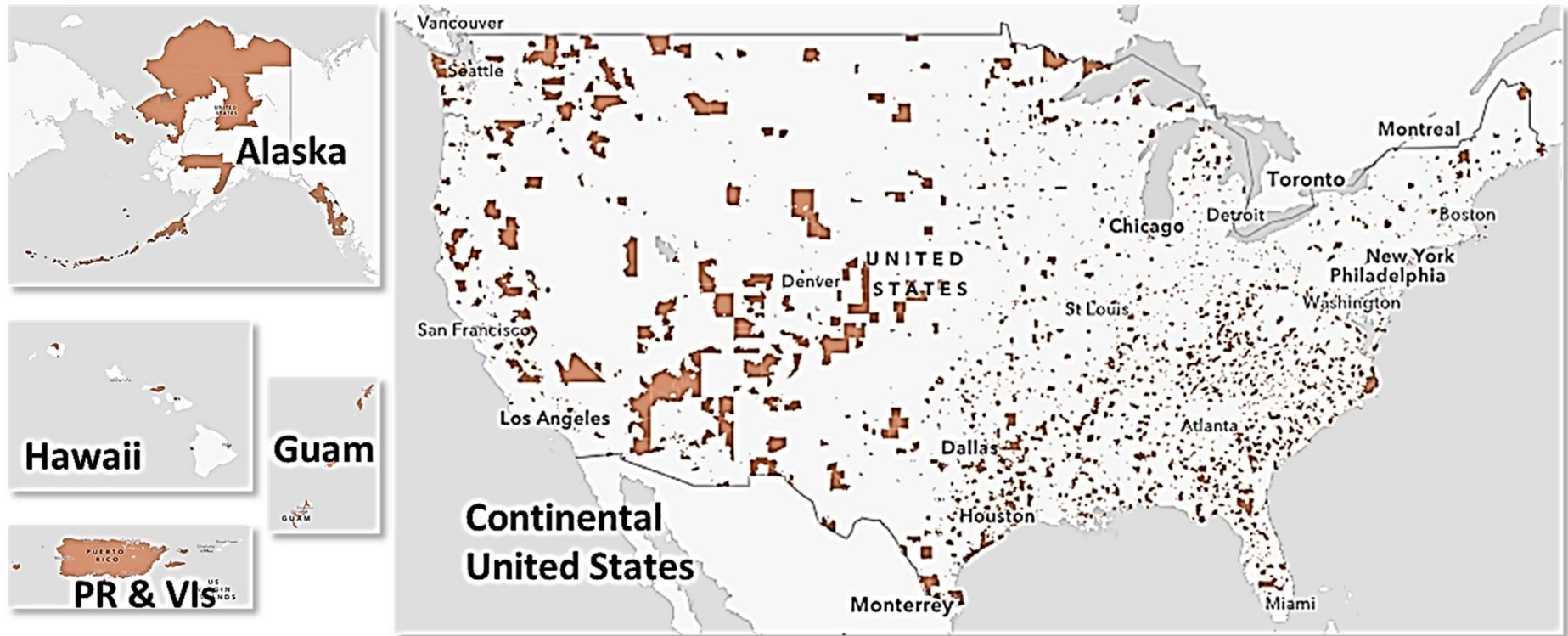
**Majority of chapters are in Designated Opportunity Zones**



# Jobenomics Opportunity Zone Focus

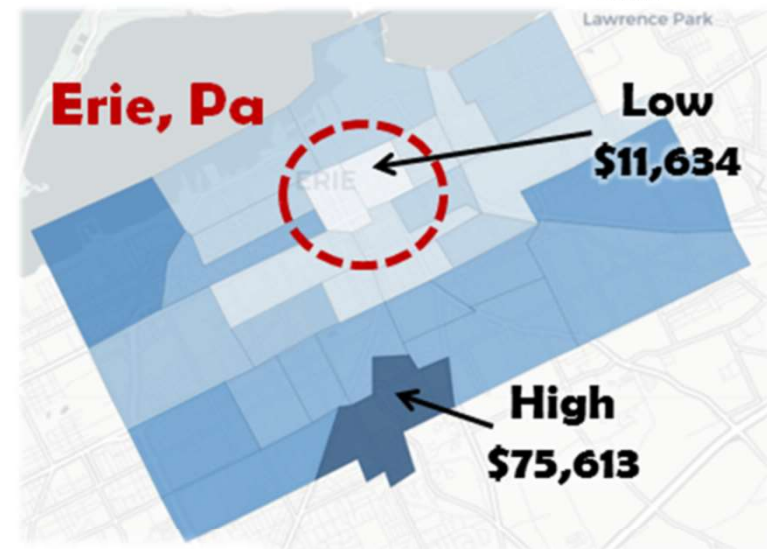
**8,700 Designated U.S. Opportunity Zones**

The **poorest 12%** of all Census Tracts in the United States.

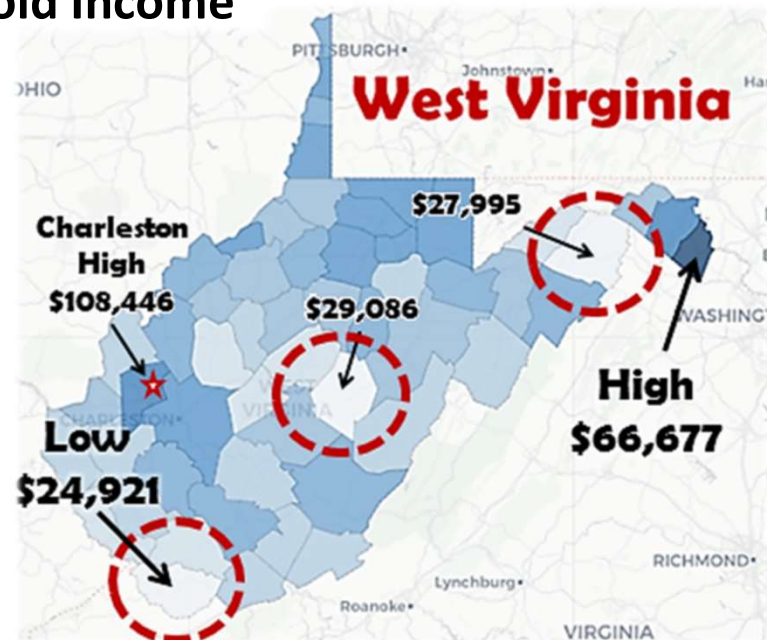
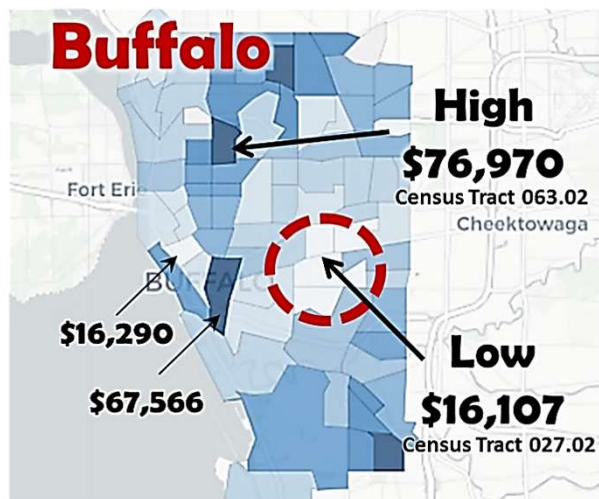


The 2017 Tax Cuts and Jobs Act's Opportunity Zones promise positive social impact by **driving billions of dollars** in long-term investment into under-resourced communities.

# Underserved Community Emphasis



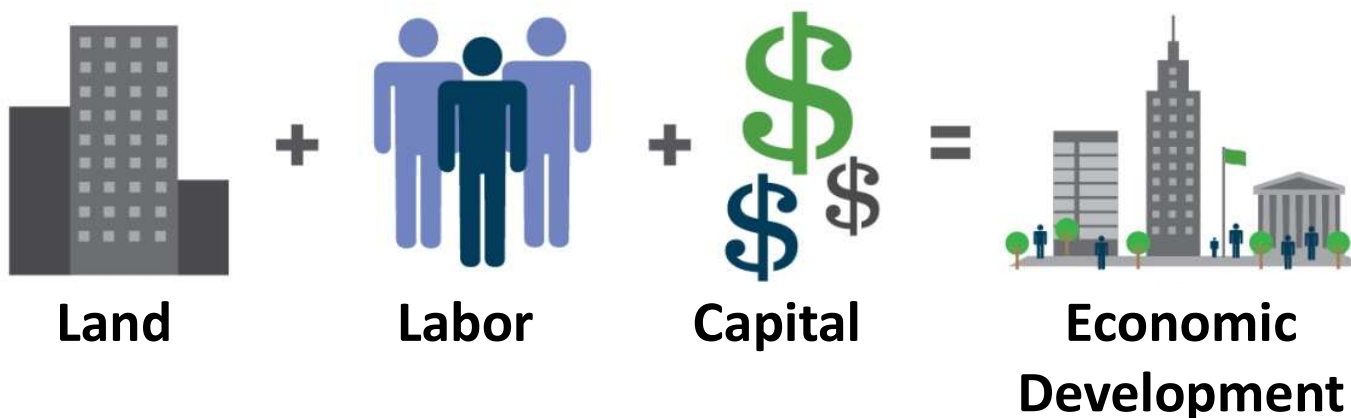
Median Household Income



Urban renewal and rural programs  
for underserved communities.

# A Different Approach To Economic And Community Development

## Traditional **Top-Down** Approach



## Jobenomics **Bottom-Up** Approach



# Economic Development Emphasis

| <b>Development Category</b> | <b>Traditional Economic Development Emphasis</b>                    | <b>Jobenomics Economic Development Emphasis</b>                               |
|-----------------------------|---|---|
| <b>Economy</b>              | Established Industry Supersectors in The Traditional Economy        | Fill Open Jobs and New Opportunities in Emerging Digital And Energy Economies |
| <b>Community</b>            | High-Skilled, Well-Resourced State, Regional and Metropolitan Areas | Lower-Skilled, Marginalized Inner-City Neighborhoods and Rural Areas          |
| <b>Business</b>             | Large-Scale Business and Real Estate Opportunities                  | Mass-Produce Highly-Scalable Micro-Businesses                                 |
| <b>Workforce</b>            | Standard Workforce Agreements.<br>Degree-Based Education            | Alternative Workforce Agreements.<br>Certified Skills-Based Training          |

**Jobenomics bottoms-up approach is synergistic with top-down economic development models.**

# Jobenomics Approach Is Better Suited For Under-Resourced Communities

## Traditional **Top-Down** Approach

Attract 1 Large  
\$100,000,000/year  
Enterprise



## Jobenomics **Bottom-Up** Approach

Start 1,000  
\$100,000/year  
Micro Businesses  
(1-19 Employees)



Under-resourced communities have difficulty attracting big companies but can mass-produce **small businesses** and **livable wage jobs**.

# Micro & Nonemployer Businesses



- A **micro-business** (1 to 19 employees) employ 32 million Americans.
- A **nonemployer** is a small business with no “paid” employees.
  - 80% of all U.S. businesses with 28 million single-person owners.
  - Growing significantly faster than traditional businesses
  - Owners make substantially more than wage or salaried jobs.

**Mass-producing startup businesses is the answer to beleaguered urban communities lacking good-paying jobs.**

# Micro & Nonemployer Professions

- **Self-Employed** (earn income from one's own business rather than as a specified salary or wages from an employer)
- **Independent Contractors** (construction workers, accountants, authors, bookkeepers, engineers, masons, real estate agents, teachers)
- **Consultants** (professional services human resources, financial, information technology, management),
- **Freelancers** (administrative support, design, legal, journalists, tutors, marketing and sale, web and apps developers, etc.)
- **On-Demand Workers** (executives, doctors, nurses, healthcare aides, Uber drivers, operations and technical support, security analysts)
- **Flex Workers** (analysts, apps developers, loan officers, engineers, educational and technical assistants, food service and bartenders)
- **Gig Workers** (artists, actors, entertainers, delivery drivers, coders, programmers, handyman, photographers, and care givers)
- **Part-Timers** (who work less than 40 per week out of necessity or choice and workers who work full-time via multiple part-time jobs.)

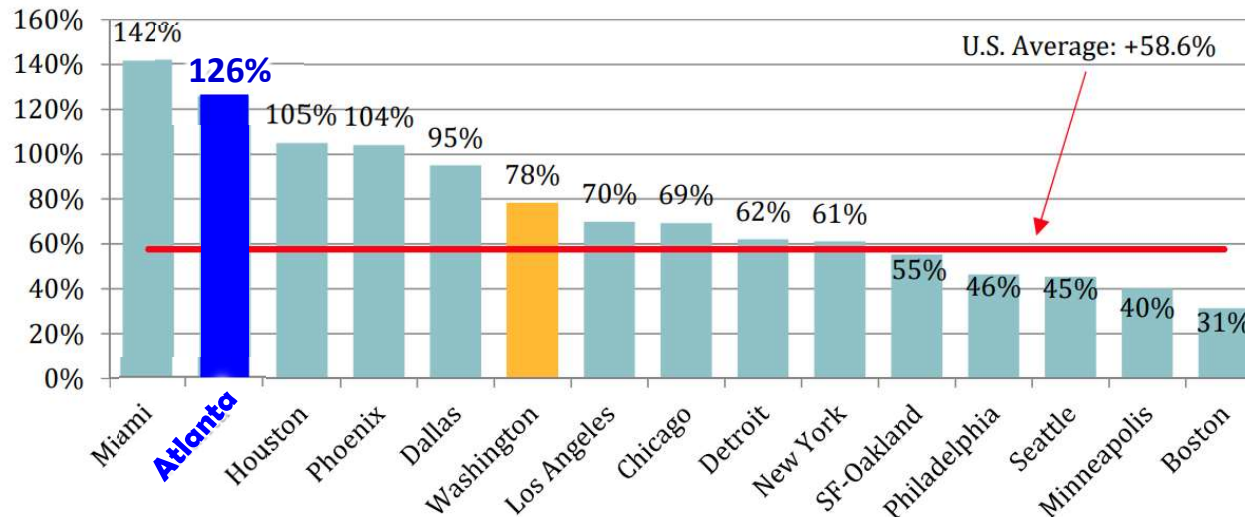
Jobenomics prioritizes **micro-employer** and **nonemployer** business creation. These firms will be more **anchored** in poor neighbors than larger businesses and will be less likely to migrate to the suburbs.



# Nonemployer Statistics

## Percent Change in Nonemployer Establishments, 1997-2015

U.S. Census Bureau (Nonemployer Statistics), The Stephen S. Fuller Institute at the Schar School, GMU



## Washington DC Region Nonemployer Firm Economic Impact

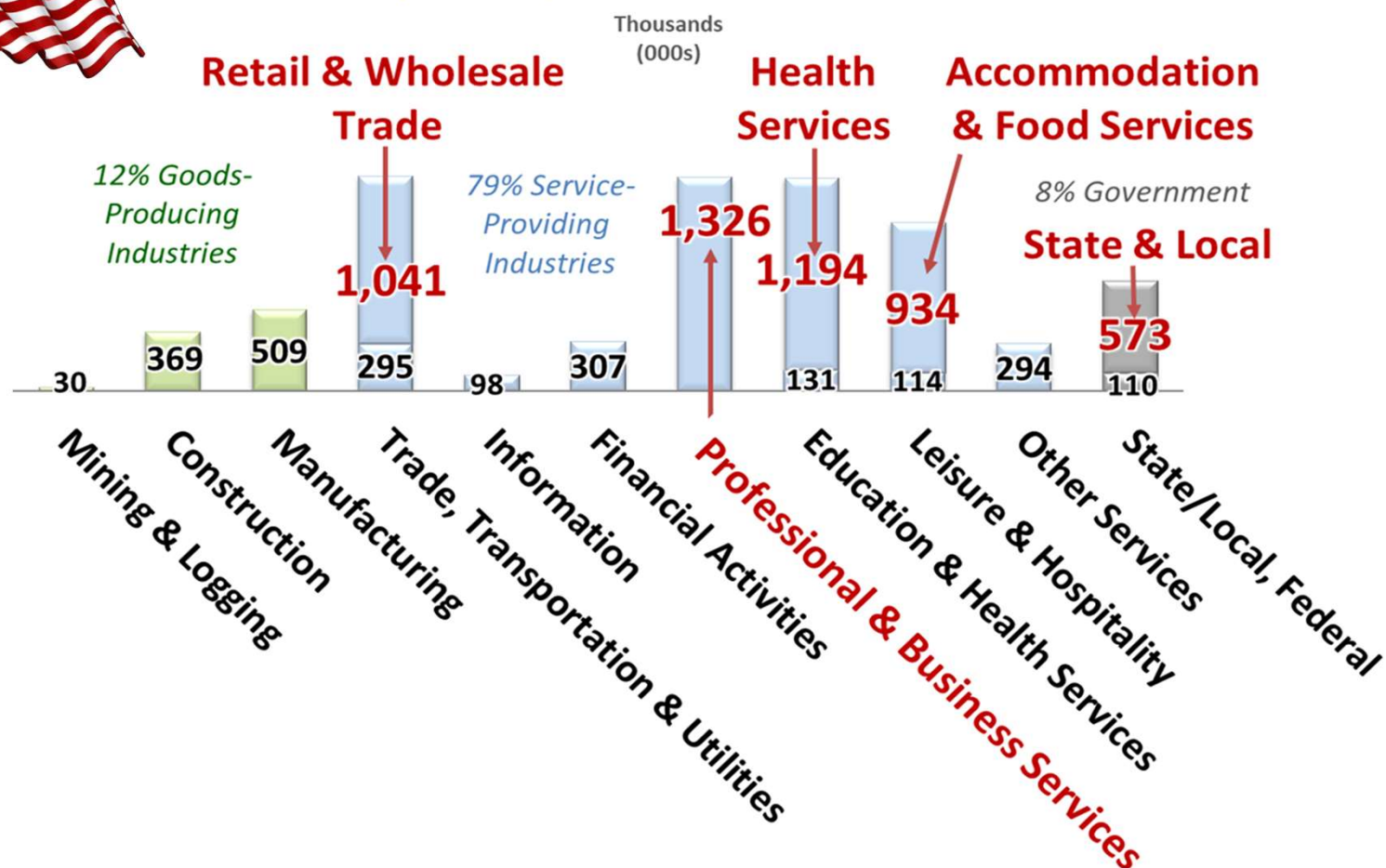
- 526,000 single-person firms, average receipts of \$54,000/year
- \$33 billion in 2016, more than DoD procurement or earnings from state and local government employment
- 10% of all earnings in 2016 by place of work
- Decade growth: Nonemployers (78%), Employer Firms (34%)

**Clayton County would benefit by nonemployer firm growth.**

# Economic Development Challenge #1: Fill Current Job Openings



## 7,323,000 Unfilled Jobs



There are 6.0 million “officially” unemployed and 7.3 million job openings. Most open jobs are due to a lack of appropriate skills.

## Economic Development Challenge #2:

# Reverse Small Business Employment Decline

## U.S. Micro Business (1-19 employees) Decline

Private Sector Employer Payrolls

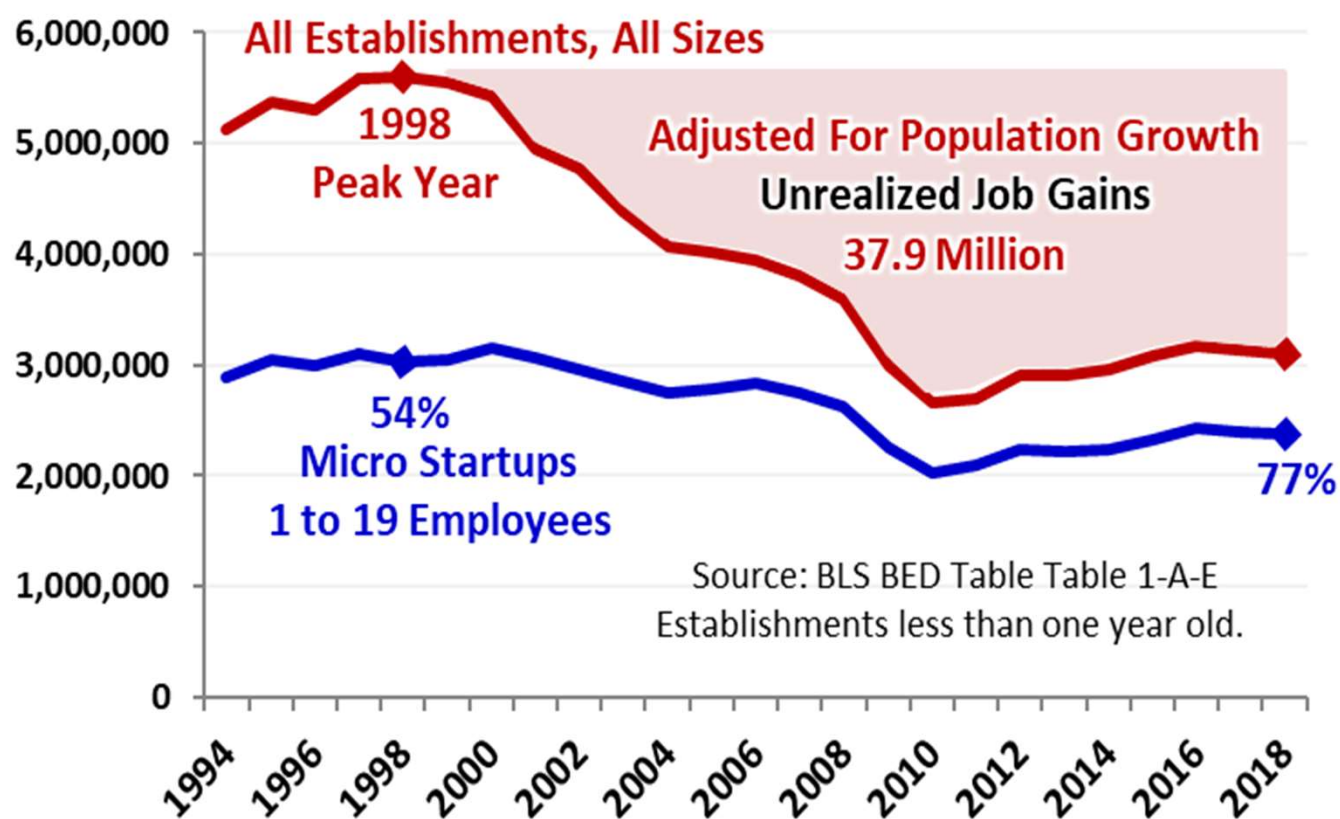


Small and micro business are the economic lifeblood of counties, like Clayton GA.

## ***Economic Development Challenge #3:*** **Increase Startup Business Creation**

### **Declining Number Startup Business Jobs**

Total Private Sector Firms Less Than One Year Old



**The U.S. is producing startup businesses at half the rate of 1980s.  
Startup businesses are the seed corn for the U.S. economy.**



**WSJ** “If the U.S. were creating new firms at the same rate as in the 1980s that would be the equivalent of more than **200,000 companies and 1.8 million jobs a year.**”

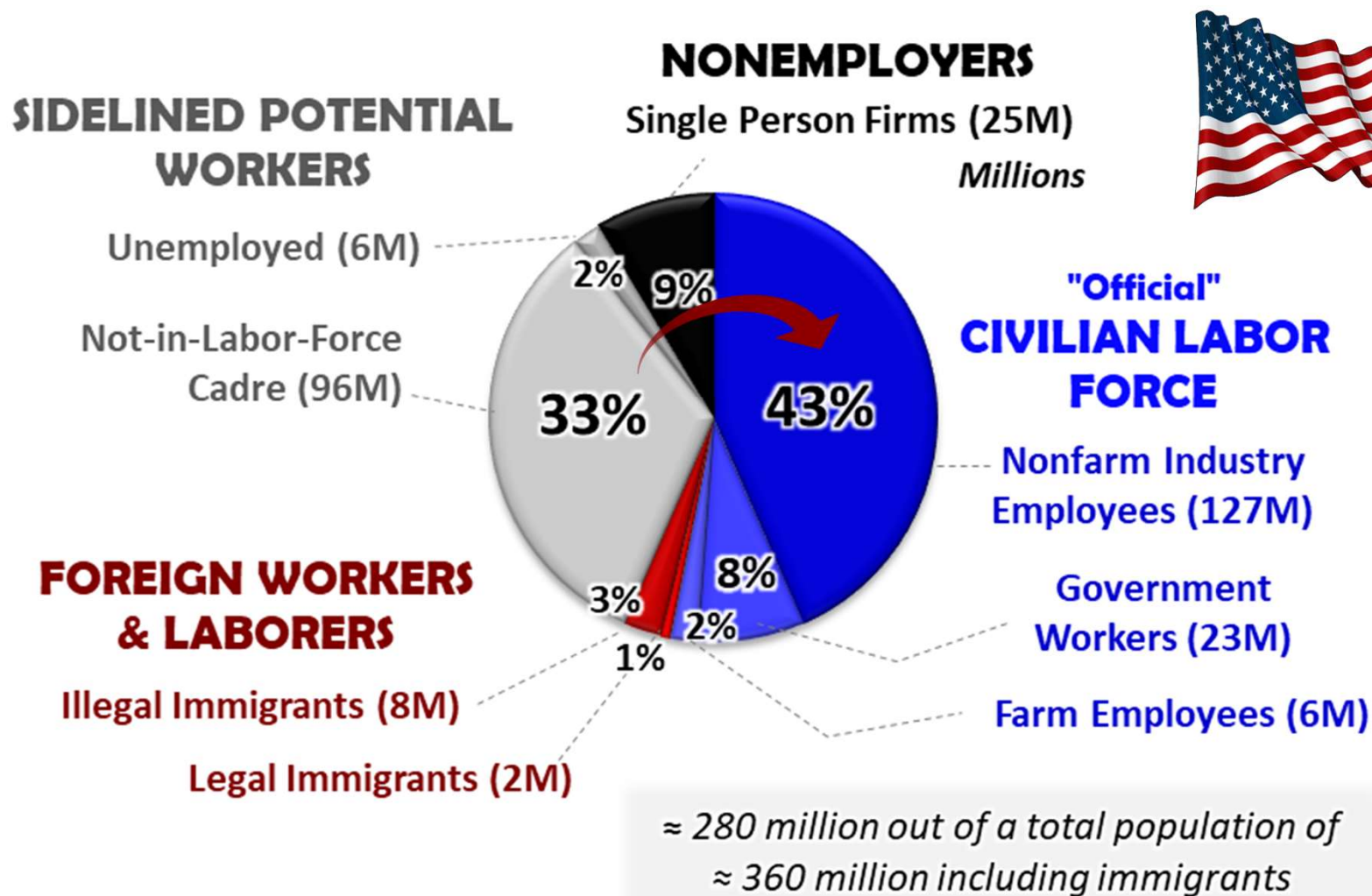
Source: Wall Street Journal analysis of BLS data



**“Most city and state government policies that look to big business for job creation are doomed to failure because they are based on unrealistic employment growth models. It's not just net job creation that startups dominate. While older firms lose more jobs than they create, those gross flows decline as firms age. On average, one-year-old firms create nearly 1,000,000 jobs, while ten-year-old firms generate 300,000. The notion that firms bulk up as they age is, in the aggregate, not supported by data.”**

Source: Kauffman Foundation analysis of BLS data

# Economic Development Challenge #4: Employ Sidelined & Unemployed Workers



Government focuses mainly on the Civilian Labor Force,  
which is only half the total U.S. workforce.



## **Clayton County Demographic Profile**

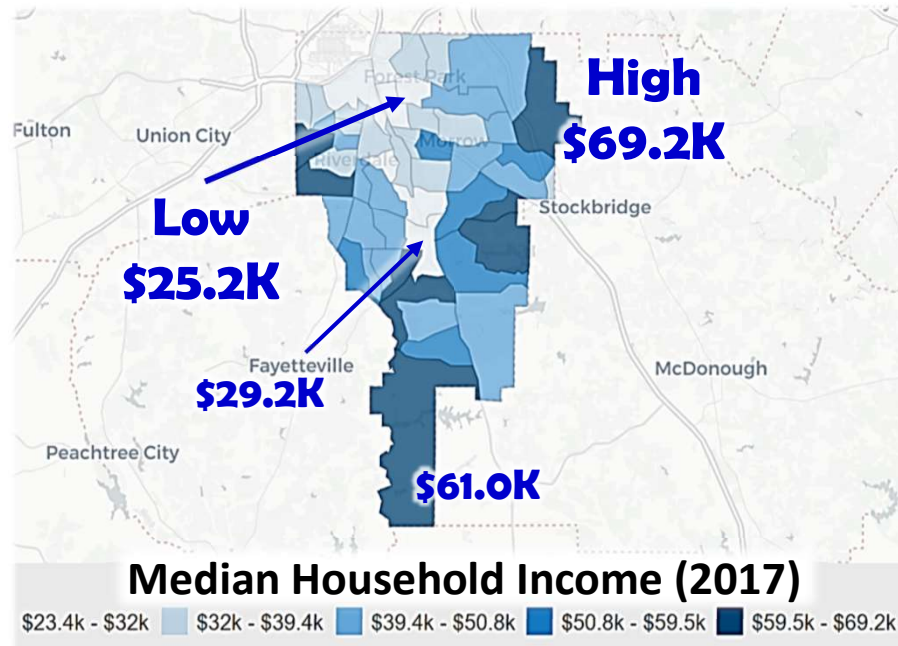


# Clayton County Statistical Profile

- Population 285,153
  - **Black: 198,000 (70%)**
  - Hispanic: 37,000 (13%)
  - White: 28.8K (10%)
  - Other: 3.1K (7%)

Source: U.S. Census Bureau, 2017  
ACS 5-Year Estimate, DataUSA

- Median household income: \$45,172 or **25% below the national average of \$60,336**



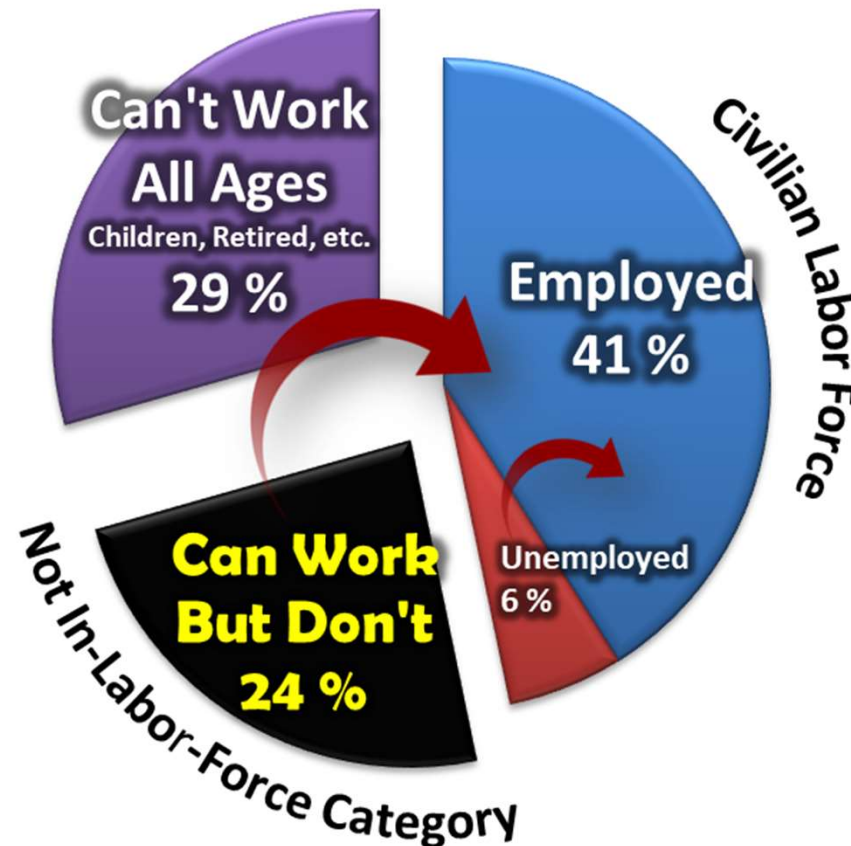
- Poverty line 21.9% or **63% higher than the national average of 13.4%**
  - **Black: 39,003 (55% of the people living below the poverty line )**
  - Hispanic: 12,049 (17%)
  - White: 11,860 (16%)

**The most underserved group is African-American.**



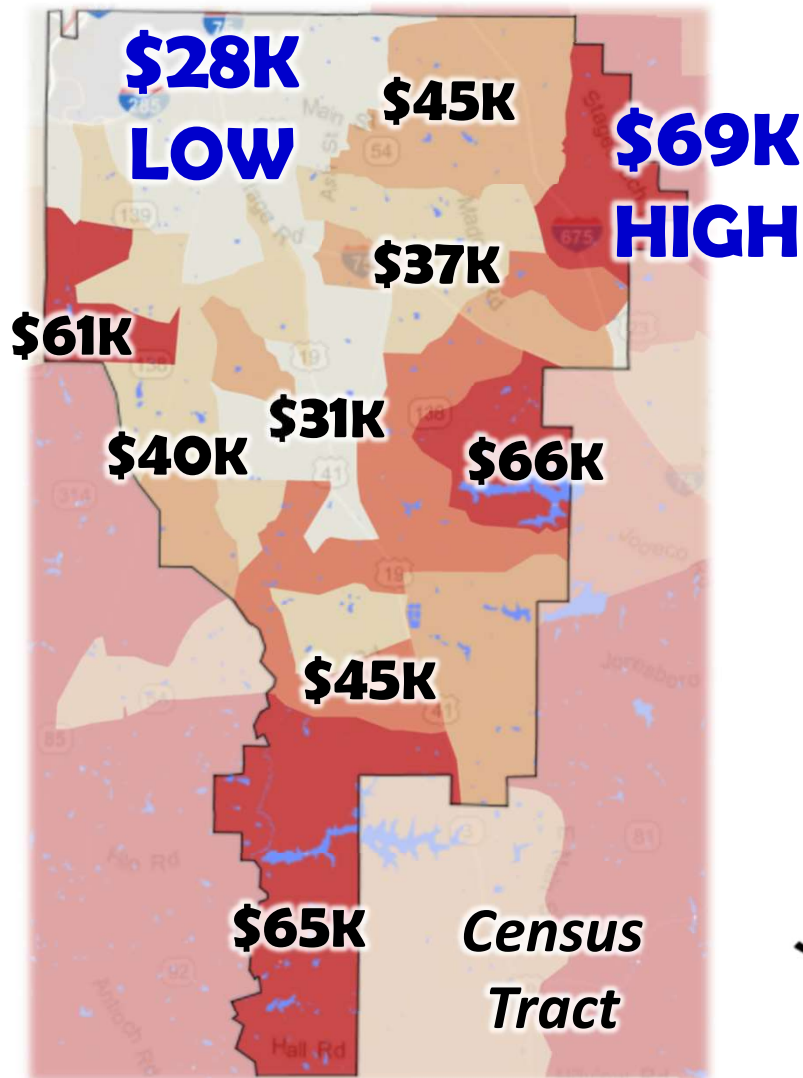
# Clayton County Working Population

**% of Total Population**  
**Working Age Population 25 to 64 Years Old**

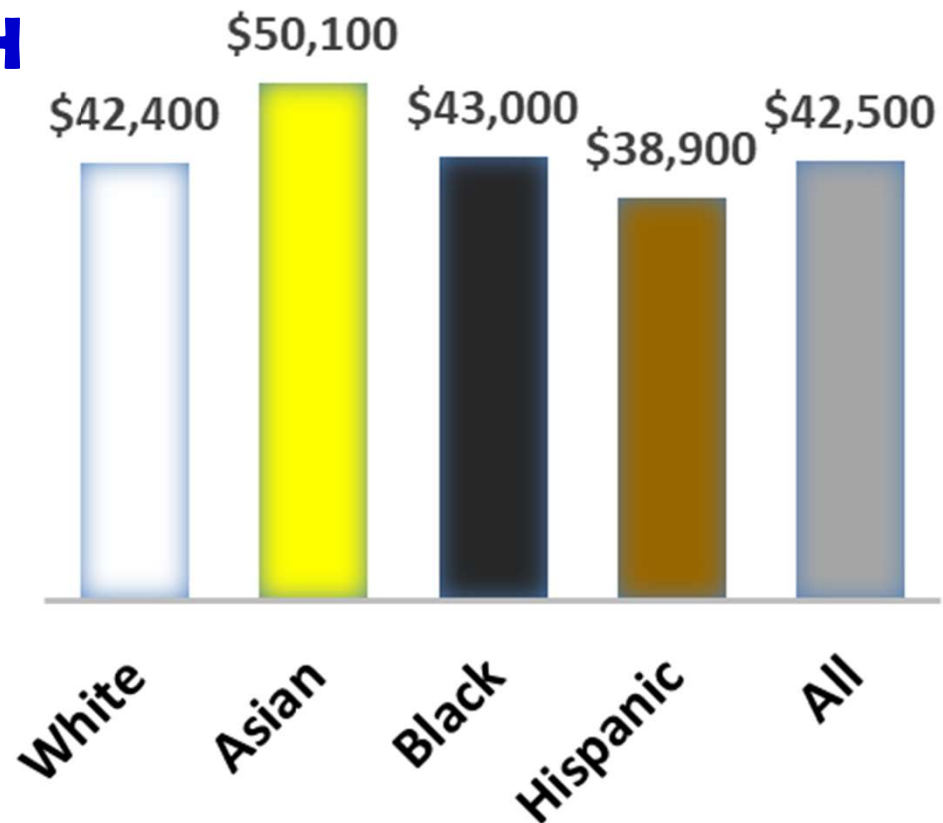


**30% of Clayton's working population are Unemployed or in the Bureau of Labor Statistics "Not in the Labor Force" category (i.e., capable of working but not looking for a job).**

# Clayton County Median Household Income



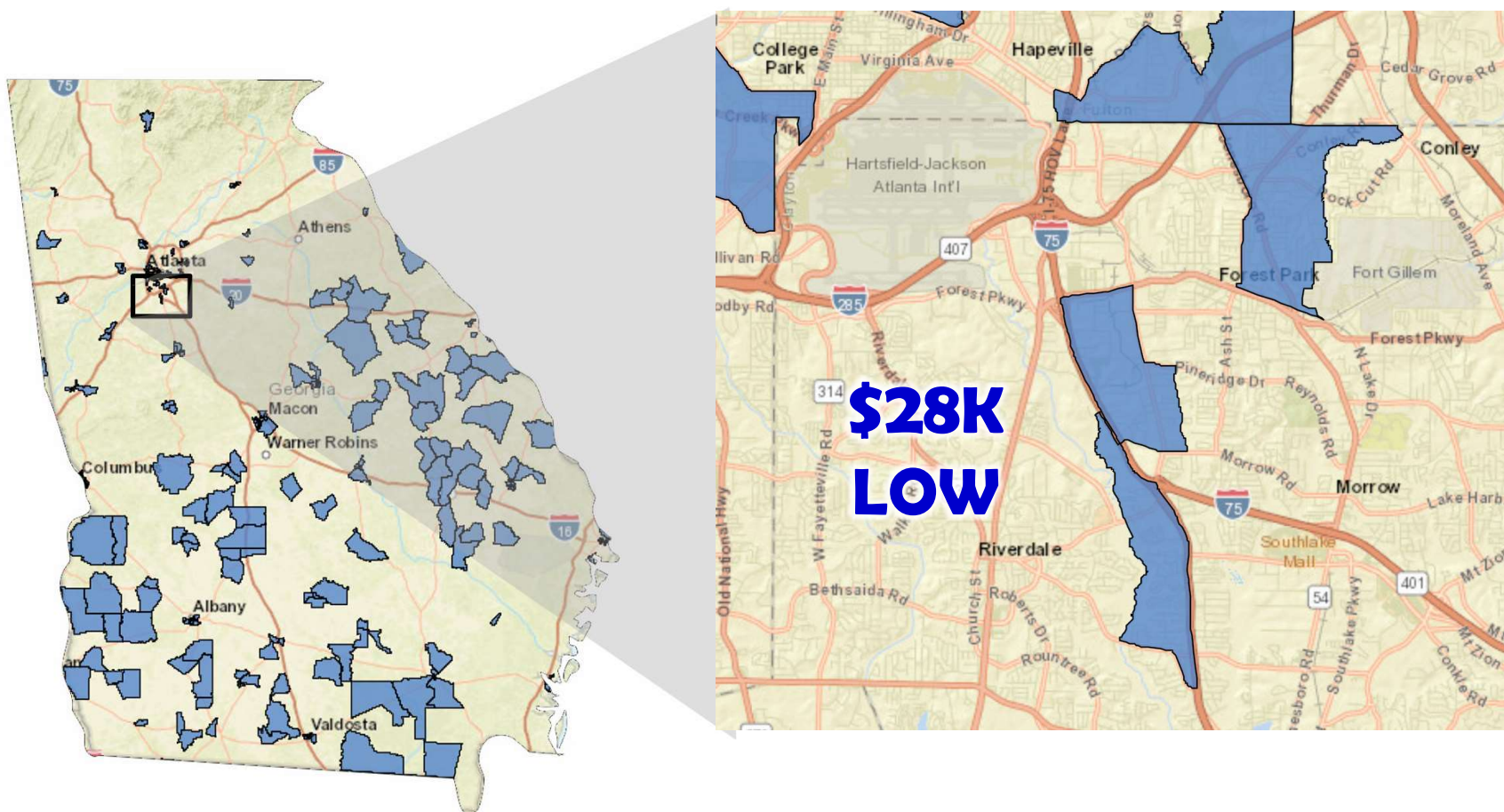
Source: U.S.. Census Bureau,  
Statistical Atlas.com



Groups with the lowest household income are Hispanic and White.

# Georgia & Clayton County Opportunity Zones

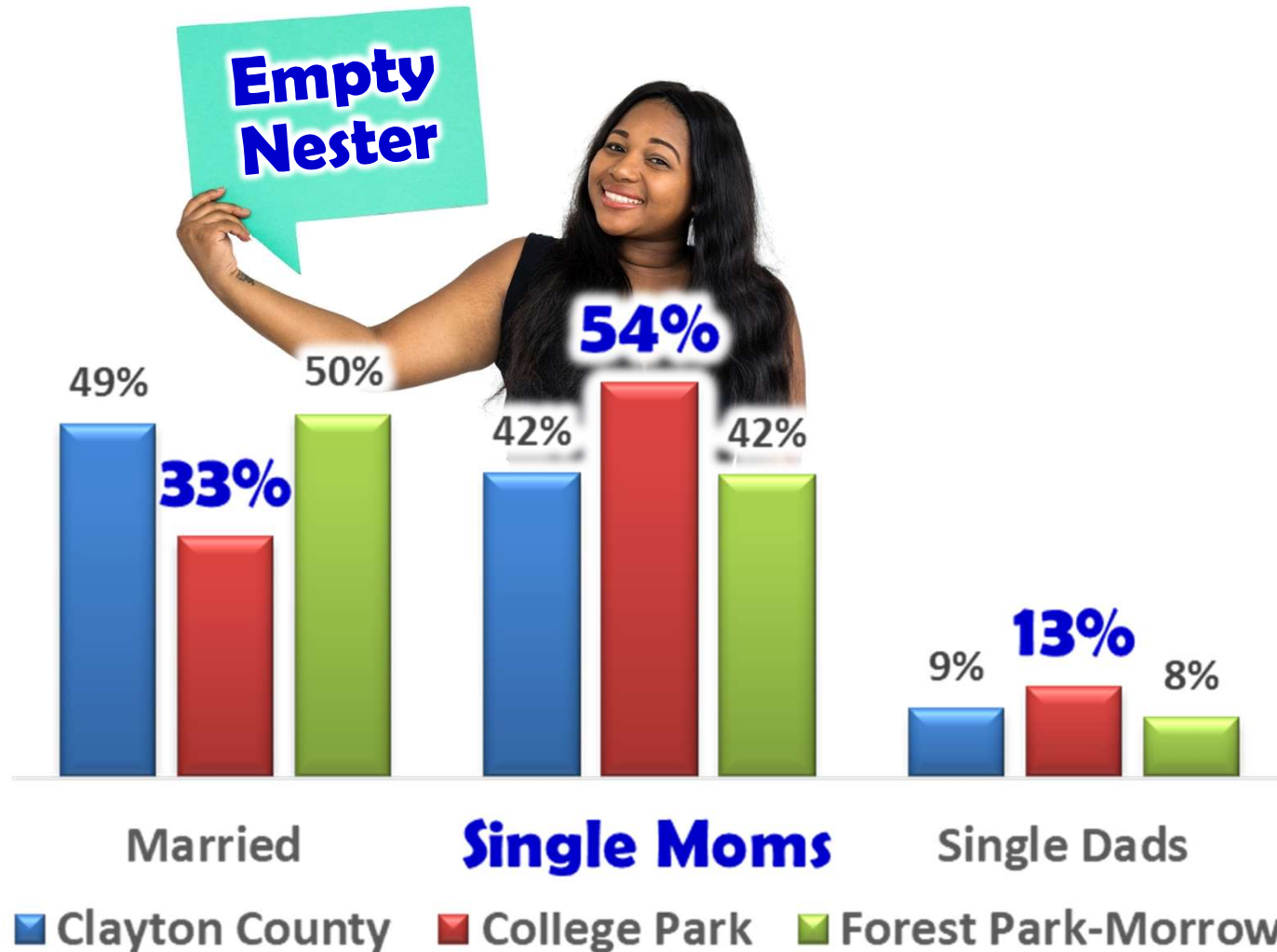
Source: Federally Designated Opportunity Zones,  
Image OpportunityDb.com



**OZones are in the lowest income area (\$28K) in the County—  
the initial neighborhoods for Jobenomics Clayton County**

# Clayton County Head Of Households

Percentage of family households with children under the age of 18



Jobenomics Clayton County asserts that former female head of households are well-suited for direct-care occupations.



# Minority Entrepreneurship Is Soaring



| Race/Ethnicity         | 1996         | 2017         | Change      |
|------------------------|--------------|--------------|-------------|
| <b>Whites</b>          | <b>77.1%</b> | <b>55.3%</b> | <b>-28%</b> |
| <b>Minorities</b>      | <b>22.9%</b> | <b>44.7%</b> | <b>95%</b>  |
| Black/African American | 8.4%         | 11.8%        | 40%         |
| Hispanic/Latino        | 10.0%        | 23.6%        | 136%        |
| Asian American         | 3.4%         | 6.5%         | 91%         |
| Other                  | 1.0%         | 2.9%         | 190%        |

## Changes In The Share Of New U.S. Entrepreneurs

Source: Kauffman National Report on Early-Stage Entrepreneurship, February 2019

**Jobenomics Clayton County promotes minority entrepreneurship to increase wealth and reduce poverty, crime and welfare dependency in underserved and under-resourced neighborhoods.**

# Clayton County Veterans

An underutilized labor pool of proven workers and talent.



| Veteran Status        |                  | United States     | Georgia        | Clayton County |
|-----------------------|------------------|-------------------|----------------|----------------|
| Wartime Veterans      | WWII             | 614,532           | 13,706         | 222            |
|                       | Korea            | 1,472,721         | 33,868         | 737            |
|                       | Vietnam          | 6,499,806         | 212,166        | 4,982          |
|                       | Gulf (1990s)     | 3,786,051         | 169,716        | 5,466          |
|                       | Gulf (2001-2017) | 3,524,844         | 138,560        | 3,943          |
| Peacetime Veterans    |                  | 2,306,651         | 54,774         | 257            |
| <b>Total Veterans</b> |                  | <b>18,204,605</b> | <b>622,790</b> | <b>15,607</b>  |

*Source: U.S. Census Bureau (2017), American Community Survey 1-year estimates*

**Clayton County has nearly 16,000 veterans, many of whom need jobs. Jobenomics Clayton County has tailored business and job creation programs and access to funding sources for veterans.**



## **Suggested Programs**

- Direct-Care/Remote-Care/On-Demand Care
- Controlled Environment Indoor Agriculture
- Urban Mining/Advanced Materials Reclamation
- Digital Economy Jobs & Digital Academies
- Renewable Energy & Energy Services
- Business Generators and E-Clubs

# Jobenomics Direct-Care Program

**JOBENOMICS™**  
Clayton County, GA

## Direct-Care Services

- Healthcare
- Social assistance
- Behavioral-care
- Elder-care
- Child-care



## Direct-Care Center

- Information & Call Center
- Training & Certification Center
- Management and Quality Control



**Veterans and female head-of-households are ideal for direct-care jobs.**

# Direct-Care Telehealth Platforms

## Examples of On-Demand Telehealth Programs

- **Teladoc** is the largest telehealth platform with 20 million members and over 3,000 licensed healthcare professionals.
- **DoctorOnDemand** connects patients in minutes to board-certified doctors and therapists over live video.
- **Go2Nurse** is an on-demand nurse/caretaker application service.
- **referralMD**'s standardizes referral network communication between primary care physicians and specialists.
- **American Well** is a complete telehealth service for healthcare companies, employers, or delivery networks.
- **MDLive**'s telemedicine system offers a patient experience, a provider experience, and a call center.
- **SnapMD** is virtual care management system with a patient interface, a provider interface and an administrative back-end.

**The U.S. telehealth market is expected to reach revenues of over \$ 13 billion by 2023, growing at a CAGR of 27%.**



# CLINICSTOP Micro Clinic for Diagnosis, Counseling and Remote Care

[www.clinicstop.com](http://www.clinicstop.com)

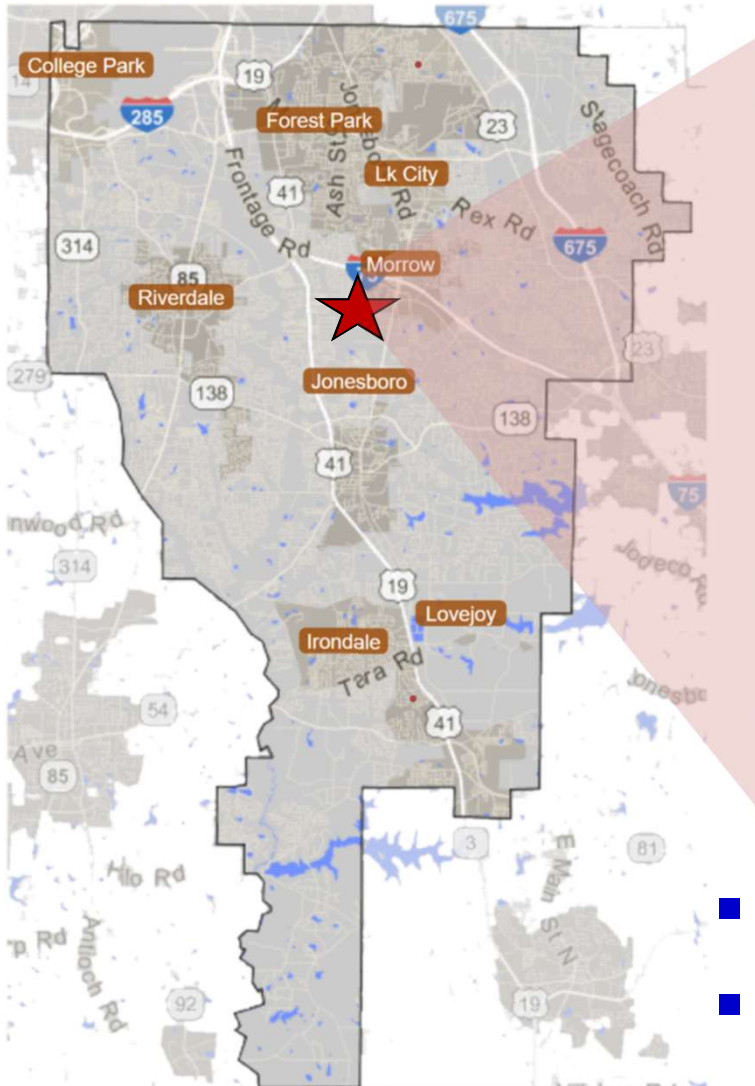
**JOBENOMICS™**  
Clayton County, GA



**Ideal for pharmacies, churches, community centers that provide healthcare, social assistance, and behavioral care.**

# Proposed Veterans Direct-Care Center

At or near 1000 Southlake Circle, Morrow, GA 30260



- Rehab, Train and Employ Veterans
- Create Veteran-Owned Businesses
- Enhance Clayton County's Economy

**Jobenomics National Grassroots Movement**  
focus is on mass-producing small businesses and jobs.



# **Controlled Environment Agriculture (CEA) Program**


**For Under-Resourced Urban & Rural Communities**



# Controlled Environment Agriculture

**JOBENOMICS™**  
Clayton County, GA

- Team: Jobenomics is teamed with ACTS Freedom Farms of America.
- Mission: Provide a solution to food shortage through self-sustaining and supportive live-work communities.
- Vision: Provide quality foods in harmony with the global environment, empowering individuals to become partners in high-tech controlled environment agriculture.
- Strategy: 1) home ownership combined with an agriculture career, 2) corporate owned indoor commercial growing operations and 3) train high-tech controlled environmental agricultural farmers.



ACTS

**Freedom**  
Farms  
of America



**Goal: Establish 25,000 new jobs within grow centers,  
and another 25,000 ancillary jobs.**

# Jobenomics WDC Urban Farming

**JOBENOMICS™**  
Clayton County, GA

- Initial cadre will be mostly veterans (vetting and financing considerations) but will also include non-



**Converted  
Warehouse  
With Controlled  
Environment & Vertical  
Farming Systems**



- AG Core is the corporate team that manages and trains new recruits until they are capable of assuming the responsibility to run entire operation.
- Each micro-farm will consist of the land and a leased hydroponic greenhouse that will be equipped and supplied by AG Core.



**Secure Produce On  
Demand (POD)  
Greenhouse**

**GAP, GHP, FSMA  
Compliant Greenhouse**



**Base earnings will be over \$40,000 annually (without bonuses and profit sharing) upon completion of first year.**



# Live/Work Urban Agrarian Communities

**JOBENOMICS™**  
Clayton County, GA



**Opportunity Zone Fund financing available.**

# 1-5 Acre CEA Projects



**Jobenomics/ACTSFFA are currently pursuing 1-5 acre CEA pilot projects in Iowa, Washington DC, Baltimore, Chicago, Erie PA, Chowan County NC, San Marcos TX, Las Vegas and Alberta Canada.**



# Jobenomics **Urban** Controlled Environment Agriculture Program

**JOBENOMICS**  
Clayton County, GA



**Goal is to create indoor-grow businesses in Clayton County within the next 5-years in under-served communities.**

# High \$ Value CEA Products

## Common Crops

- Culinary Herbs
- Lettuce
- Spinach
- Tomatoes
- Strawberries
- Peppers
- Cucumbers



## Specialty Crops

- Medicinal Herbs
- Flowers
- Mushrooms
- Ground Covers
- Ornamental Grasses
- Bamboo
- Hemp

**Herbs are highest value crop. Hemp is the fastest growing agricultural industry in the United States.**



# Industrial Hemp Products



**Body-Care Products**



**CBD Oil**



**Food Supplements**



**Apparel**



**Fertilizer**



**Capacitors**



**Biofuels**



**Paper**



**Rope**




**Hempcrete**

The **U.S. Hemp-CBD market** is growing faster than marijuana and will be a **\$22 billion industry by 2020** (up from \$600m in 2018).

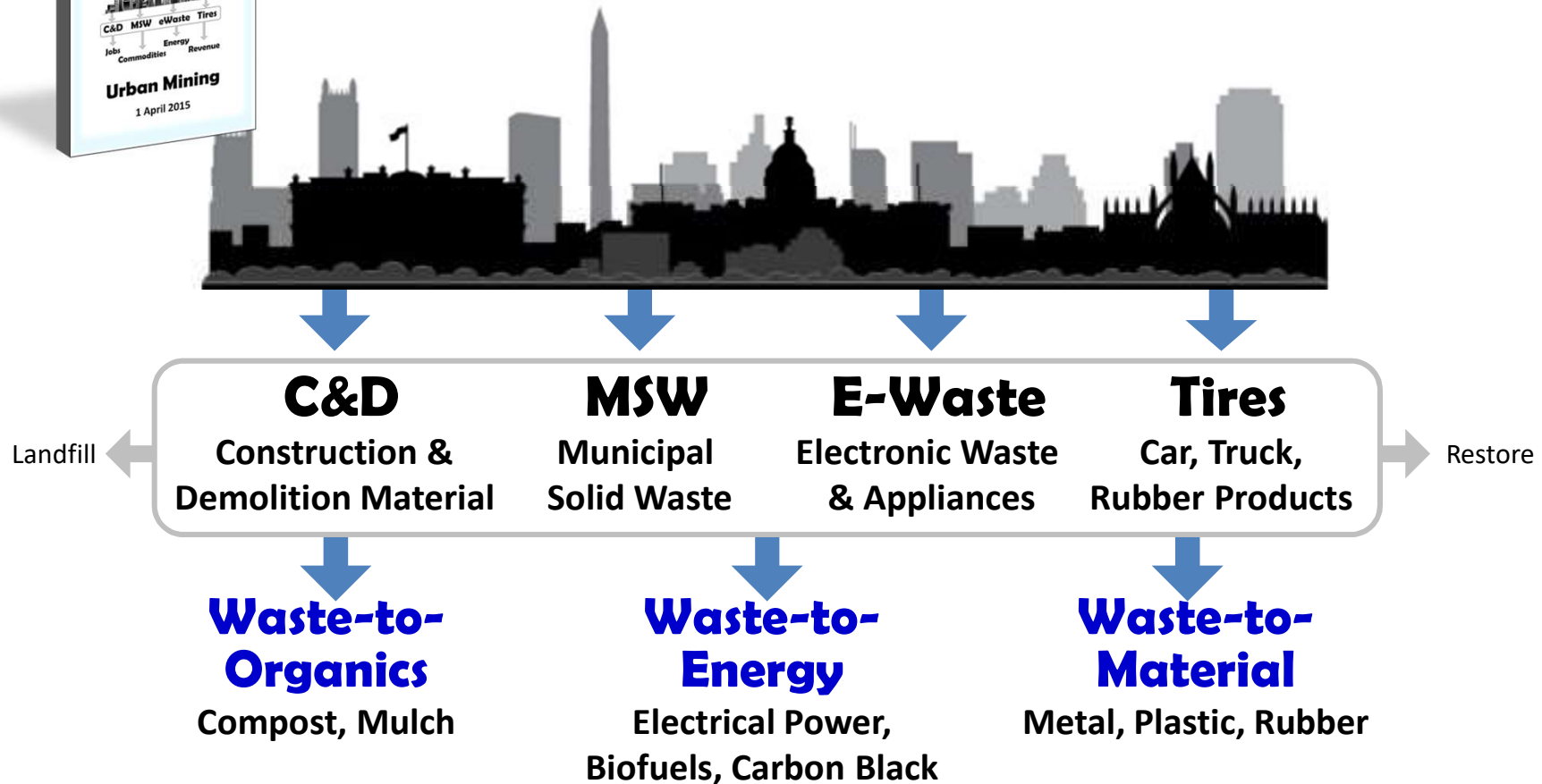


# Jobenomics Urban Mining

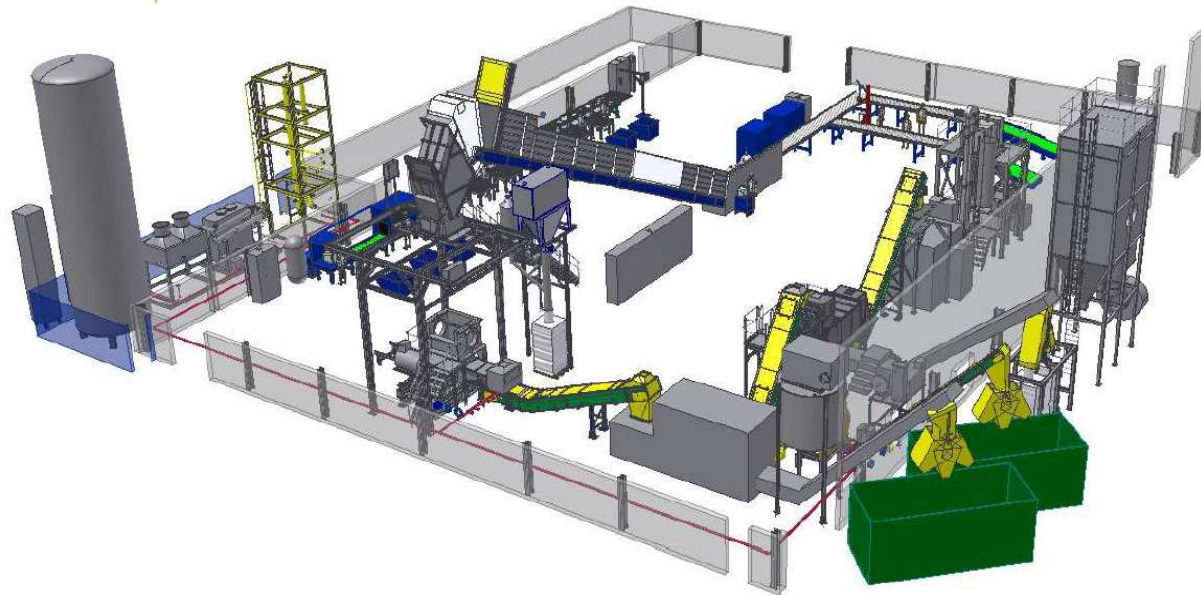
**JOBENOMICS™**  
Clayton County, GA



Reclamation of valuable raw materials and metals from urban waste streams.




**Urban Mining Goal: Monetize urban waste streams to produce businesses, jobs and revenues for workforce development.**



**A new approach to urban mining, materials  
reclamation and business/job creation.**

# eWaste Material Reclamation Facility

**JOBENOMICS™**  
Clayton County, GA



**100 Operational Sites**

**Operational within 12-months after contract award.**  
**Up to \$40 million/year profits and 200 direct jobs.**



# eCyclingUSA Plants

- **Two Line 10 Ton/Hour Plant:**  
(Refrigeration & eScrap Separate Lines)
  - Equipment ≈ \$20 Million
  - 40,000 square foot facility
  - 10 to 15 acres
- **Combination 10 Ton/Hour Plant:**  
(Refrigeration & eScrap Shared Post Processing)
  - Equipment ≈ \$13 Million
  - 35,000 square foot facility
  - 5 to 10 acres
- **eScrap Only 3 Ton/Hour Plant:**
  - Equipment ≈ \$5 Million
  - 8,000 square foot facility
  - 1 to 2 acres



**eCyclingUSA can implement a turnkey plant within 12 months.**

# Revenue & Profit Projections

(10 ton/hour plant operating 3 shifts)



## \$ Value of e-Waste Raw Materials

**For Rough Estimating Purposes Only**

**10 ton/hour plant operating 3 shifts per day for 300 days per year**

Feedstock: Computers, Consumer Electronics, Small and Large Appliances

| Metal/Material        | % of Feedstock | \$s per Metric Ton* | \$/Ton<br>(2204 pounds) | Total \$/Year<br>(10 ton/hour x 23 hour/day x 300 days/year) |
|-----------------------|----------------|---------------------|-------------------------|--|
| Iron/Steel (Fe)       | 40%            | \$ 350              | \$ 140.00               | \$ 9,660,000   |
| Copper (85% Recovery) | 5%             | \$ 3,945            | \$ 197.26               | \$ 13,610,802  |
| Aluminum (Al)         | 10%            | \$ 1,499            | \$ 149.87               | \$ 10,341,168  |
| ABS Plastics          | 25%            | \$ 1,675            | \$ 418.75               | \$ 28,893,750  |
| Other Plastics        | 25%            | \$ 287              | \$ 71.75                | \$ 4,950,750   |
| Computer Components   | 5%             | \$ 2,082            | \$ 104.10               | \$ 7,182,900   |

Source: Jobenomics, eCyclingUSA

110%

Revenue\*\* \$ 74,639,370

Cost of goods sold \$ 30,238,000

Operating expenses \$ 5,780,000

Net Income \$ 38,621,370

EBITDA 52%

\* Scrap prices as of 12 March 2018

\*\*Does not include grants, tax incentives or tipping fees

**Profits from e-Waste operations can be used for community, micro-business and workforce development.**



# Renewable Energy Businesses & Green Jobs



**Net Zero Buildings & Communities Installation & Maintenance Businesses**



**Energy Audit, Weatherization & Renovation Businesses**

**The Energy Technology Revolution will create millions of new micro-business opportunities, such as independent contractors.**

# Green Business & Job Creation Programs



Examples of **highly-scalable** Jobenomics green business and job creation programs include:

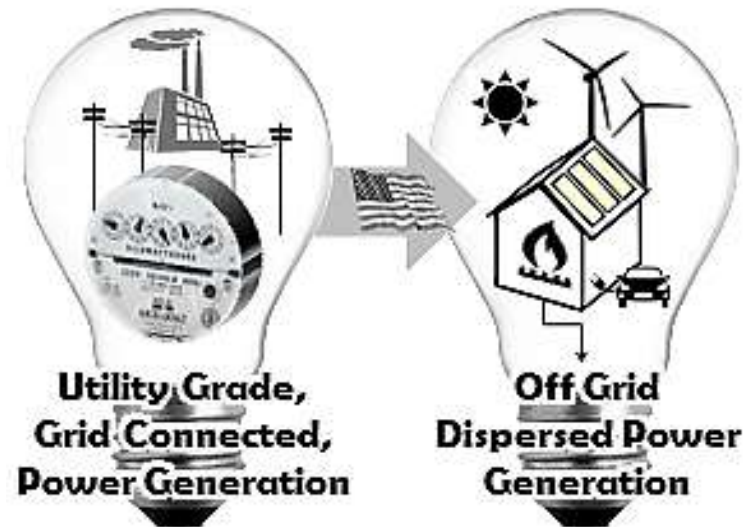
- **Renewable energy**: solar, wind, low-flow hydro in tall buildings
- **Energy Efficiency**: energy audits, weatherization, renovation; LED electrical upgrading
- **Aquaculture**: aquaponics, hydroponics, water gardens, and salt water ecological farming
- **Storm Water Abatement**: urban capture, processing and retention; home-side water capture and reuse; rain gardens
- **Environmental Remediation**: soil, watershed and marshland remediation and regeneration
- **Affordable Housing**: small/tiny home construction & installation

The Jobenomics-EmeraldPlanet collaboration emphasizes green micro-business creation in under-resourced urban and rural communities.<sup>46</sup>

# Energy Services

- Demand Side Energetics
- Net-Zero Communities/Buildings
- Services: “**Energy’s 3<sup>rd</sup> Rail**”
  - Energy Efficiency/Conservation
  - Energy Assurance/Security
  - Disaster Preparedness/Recovery
  - Energy-as-a-Service (EaaS)
- Energy Technology Center

## Demand Side Energetics



Jobenomics' Joe Sarubbi with President Obama and Mrs. Biden



# Digital Economy & Academies



- **Electronic Commerce**
  - Mobile Economy
  - Sharing Economy
- **On-Demand Economy**
- **Apps/Bots Economy**
  - Gig Economy
  - IoT Economy

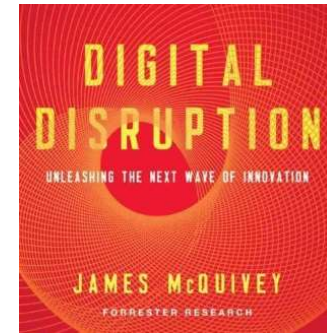
## Digital Academies



The tradition economy growing at 2% per versus eCommerce growth of 15% per year. Jobenomics' team of eCommerce experts help set up websites to sell on all major platforms; Amazon, Google, Facebook, eBay and Shopify.

# Digital Scaleups & Startups

- “Digital startups are at least **100-times easier to create** and have 10-times the number of innovators that can innovate at one-tenth the cost than traditional startups.” (McQuivey)



- **Top digital scaleup and startup platforms:** Amazon (2 million third-party sellers), Apple Store (650,000 apps developers), Google, Facebook, eBay, Craig's List, unicorns and gazelles.
- **Examples of digital occupations:** Digital health (health care, elder care, wellness, behavior care), shared economy (Uber, Airbnb), content providers, construction, transportation, technology, and various forms of mom-and-pop firms.

**Unlike other countries, U.S. policy-makers and decision-leaders are not concentrating on the economic impact of the digital economy.**



# Jobenomics Community-Based Business Generator (JCBBG) Concept

A JCBBG **mass-produces** startup businesses by:

- Working with community leaders to identify high-potential business owners and employees,
- Executing a due diligence process to identify and assess work ad social skills and aptitudes,
- Training and certifying participants in targeted occupations,
- Incorporating highly-scalable small and self-employed businesses,
- Establishing sources of funding and contracts to provide a consistent source of revenue for new businesses,
- Providing mentoring and back-office support services to extend the life span and profitability of new businesses.

**Most cities have Business Incubators and Business Accelerators, but not Business Generators for low-income citizens.**

# Jobenomics Community-Based Business Generator (JCBBG) Concept

**JOBENOMICS™**  
Clayton County, GA

**Due Diligence & Candidate Selection Process**

**Incorporate Self-Employed Business**

**9,000  
Skills-Based  
Training &  
Certification  
Programs**



**Pipeline System  
To Full-Time Jobs  
(W2) Or Sub-  
Contracted  
(1099) Work**

**Scaleup Existing Businesses**

**Startup Micro-Businesses**

**Primary goal is to mass-produce micro-businesses that are **anchored** in under-resourced neighborhoods to help alleviate poverty and crime**

# Club E, Digital Academies & ECentrs

**JOBENOMICS™**  
Clayton County, GA

- **Club E Atlanta is an entrepreneur empowerment center**
  - Public/private partnership with the City of College Park
  - Training , certification and startup business center
  - Co-working facility (hi-tech, offices, conference center, café)



- **Club E Startups**



- **ECentrs is a next-generation co-work space company**
  - Raising capital from Opportunity Funds
  - Expanding in the Atlanta metropolitan area and other cities

**Clayton County should implement multiple Club Es.**

## **Contact Information**

**Chuck Vollmer**, Founder and President, Jobenomics National Grassroots Movement, 703-319-2090, [cvollmer@jobenomics.com](mailto:cvollmer@jobenomics.com)

**David Quinn**, CEO & President, Millennium Regional Development Corporation, 404-513-3283, [david@mestizoent.com](mailto:david@mestizoent.com)

[www.Jobenomics.com](http://www.Jobenomics.com)