

The **Jobenomics National Grassroots Movement** concentrates on mass-producing micro and nonemployer businesses and jobs in under-resourced communities.



The **National Faith-Based Empowerment Coalition** promotes small business and job creation in underserved African American communities via building coalitions and generating Opportunity Zone funding.

Rev. Zagery J. Oliver

National Faith-Based Empowerment Coalition, Founder and President

6 March 2019

Jobenomics




Bipartisan National Grassroots Movement

- Reached tens of millions of people via:
- Tens of thousands of Jobenomics.com page views each month.
- Jobenomics America TV launched in 2018

JOBENOMICS.COM

Books, Research & Special Reports

- Focus on economic, community, small business and workforce development.
- First book established published 2010.
- Ten e-books and ninety special reports.



Urban Renewal & Rural Revitalization Programs

- Two dozen initiatives led by community leaders.
- Six major highly-scalable turnkey programs.



Primary focus: economic, community, small business and workforce development at the base of America's socio-economic pyramid.

National Faith-Based Empowerment Coalition & Development Fund



National Faith-Based Empowerment Coalition

- Spur development in low income communities that allow for local stakeholder participation and for local residents to truly benefit
- Form a coalition to facilitate high impact investments and sustainable development.
- Connect investors to high impact projects.



Rev. Zagery Oliver
NFBEC & NFBCDF
Founder & President

National Faith-Based Coalition Development Fund

- A depository fund based on the Opportunity Zones created by the 2017 Tax Cuts and Jobs Act.
- Invest in outreach economic initiatives (real estate, buildings, projects and programs) that serve under-resourced communities.



Headquarters
3600 New York Avenue NE
Washington DC 20002

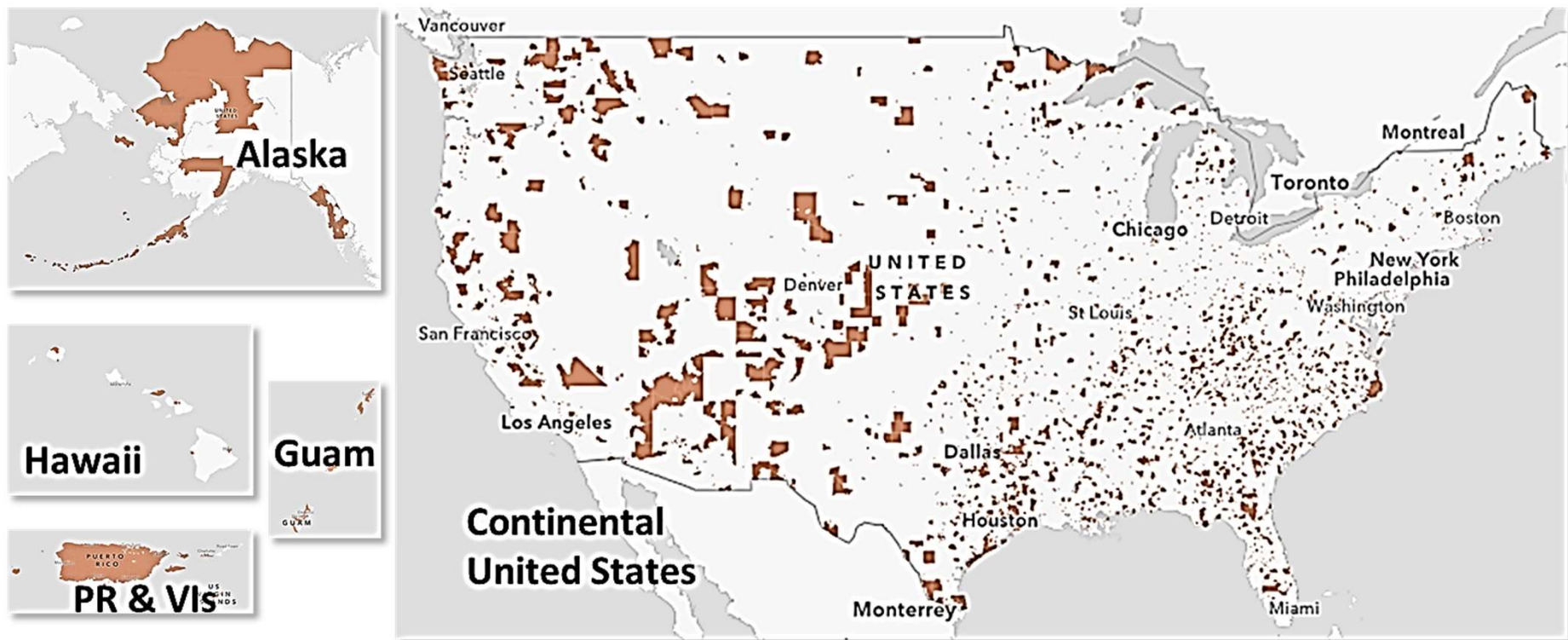
Primary focus: investment for restoration, jobs into careers with sustainable and measurable change.

Jobenomics Empowerment Coalition Opportunity Zone Focus



8,700 Designated U.S. Opportunity Zones

The **poorest 12%** of all Census Tracts in the United States.



The 2017 Tax Cuts and Jobs Act's Opportunity Zones promise positive social impact by **driving billions of dollars** in long-term investment into under-resourced communities.

Minority Entrepreneurship Is Soaring



Race/ Ethnicity	1996	2017	Change
Whites	77.1%	55.3%	-28%
Minorities	22.9%	44.7%	95%
Black/African American	8.4%	11.8%	40%
Hispanic/Latino	10.0%	23.6%	136%
Asian American	3.4%	6.5%	91%
Other	1.0%	2.9%	190%

Changes In The Share Of New U.S. Entrepreneurs

Source: 2017 Kauffman National Report on Early-Stage Entrepreneurship

An Opportunity Fund oriented to low income African American communities could double the rate of entrepreneurialism while simultaneously reducing poverty, crime and welfare dependency.


NFBEC Coalition Support & NFBECDF Opportunity Funds for the Jobenomics African American Chapters



★ Jobenomics Initiatives

★ Jobenomics Chapters

★ African American Led Jobenomics Chapters



African American Jobenomics chapters constitute the majority and most enthusiastically led Jobenomics Chapters.

Why Focus On African Americans?

- African Americans are most highly visible demographic in the USA.
- African Americans with the highest need and potential are:
 - Formerly incarcerated and at-risk males that that have demonstrated entrepreneurial mastery in illicit pursuits.
 - Empty nester single mother (and grandmother) head-of-households with maternal and everyday management skills.
 - Digital natives (Screenagers and Millennials) that have proclivity for anything digital.
- In most under-served and marginalized communities, faith-based institutions have always been a pillar for change.
- Mobilizing faith-based and other socially oriented enterprises with highly-scalable, shovel-ready projects underwritten with opportunity funds, communities will prosper from the bottom up.

“For the body (USA) does not consist of one member, but of many. If one member suffers, all suffer together; if one member is honored, all rejoice together.” 1 Corinthians 12: 14 & 26



**A District of Columbia Grassroots
Movement that can serve as an
excellent and **replicable** program
for the rest of the country.**

Jobenomics Washington DC WDC (JWDC) Business & Job Programs



Harry Thomas, Jr.
JWDC Coordinator



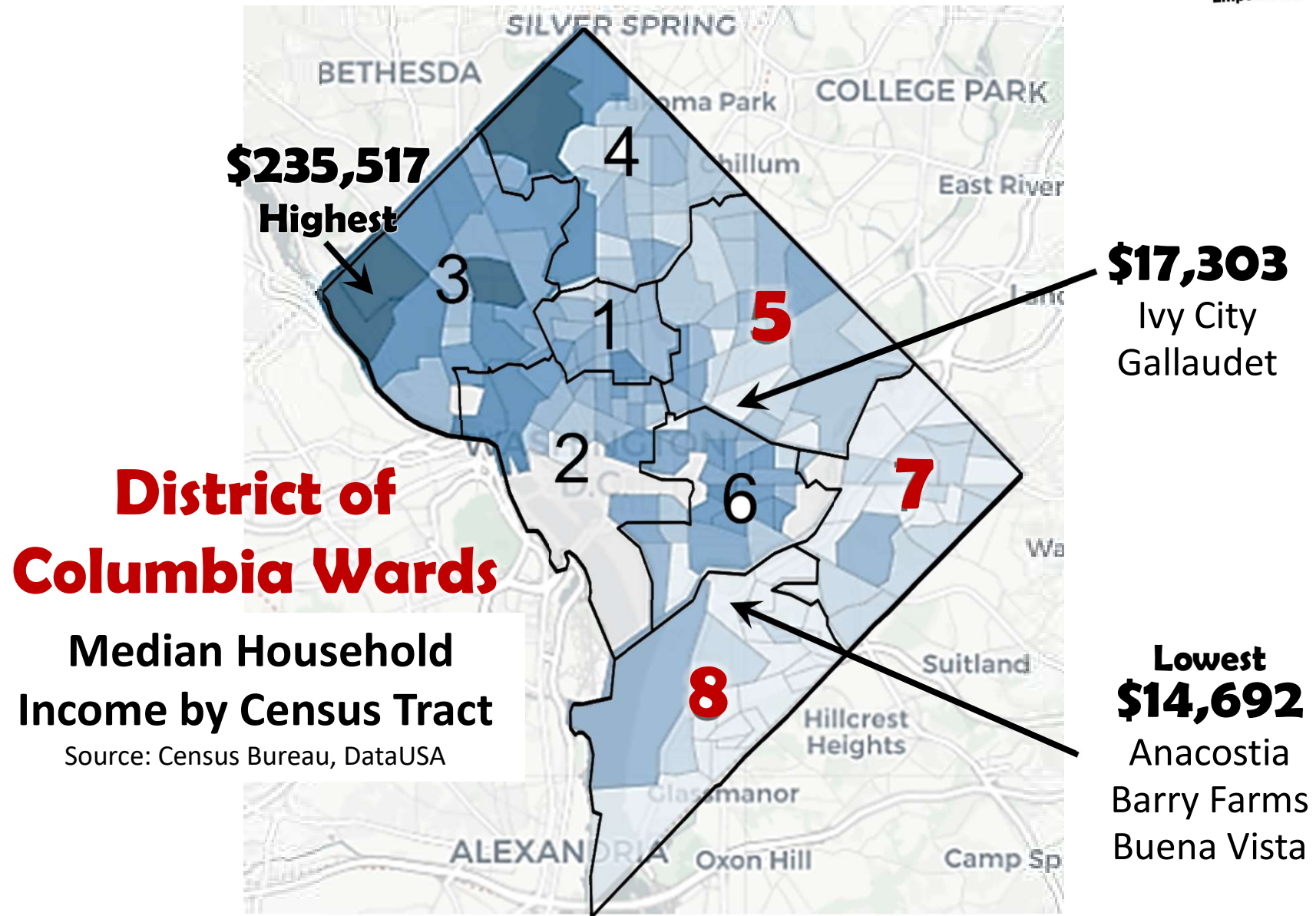
Endura Govan
JWDC Direct-Care
Leader

JWDC Business Initiatives	Jobs
Urban Agriculture & Affordable Homes/Businesses (Indoor Hydroponics & Vertical Farming)	1,000
Urban Mining & Material Reclamation Facilities (eCycling)	800
Renewable Energy & Green Micro-Businesses (Solar Installation/Maintenance, Energy Services)	600
Direct-Care & On-Demand Independent Contractors (Health, Elder, Child, Behavioral)	1,500
Digital Economy & Digital Academies (eCommerce, eSports, App/Bot Developers)	1,500
Community-Based Business Generator & Entrepreneur Co-Working Enterprises	600

6,000

Goal: **6,000** new jobs within **5-years** by mass-producing local startup businesses that are **anchored** in Wards 8, 7 and 5.

Jobenomics WDC Focus Areas



To reduce **income inequality** JWDC will increase **income opportunity**.⁹

Poorest and Underserved DC Wards

Three Poorest Wards

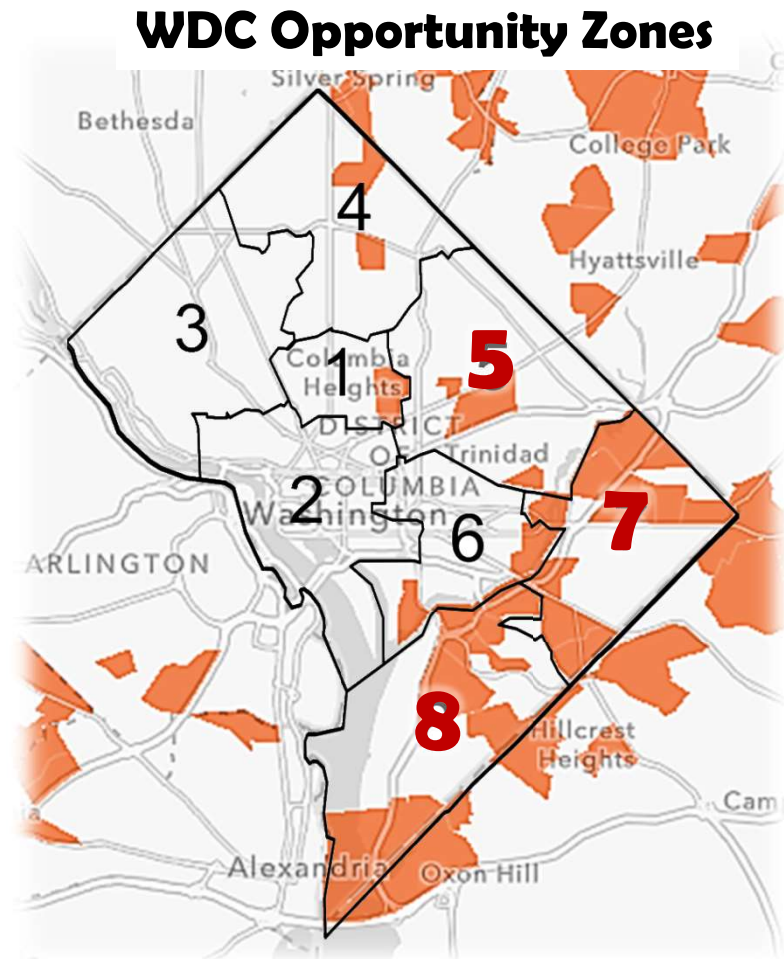
Source: Census Bureau,
Statistical Atlas.com

	Ward 8 (Poorest)	Ward 7	Ward 5	Ward 3 (Richest)	District of Columbia	Metro
Population	83,110	75,796	85,469	83,237	659,009	6,011,752
Median Household Income	\$31,100	\$38,600	\$60,800	\$116,300	\$72,900	\$93,800
African American (Percent of population by race)	90.9%	93.8%	68.0%	7.0%	48.3%	25.4%
No High School Diploma	16.3%	16.1%	12.8%	2.1%	10.0%	9.6%
Employed (Working-Age 25-64)	43.4%	47.2%	56.8%	69.0%	62.8%	66.9%
Unemployment Rate	12.2%	10.6%	7.4%	2.4%	6.0%	4.2%
Single Mom Households (with children under 18)	70.2%	71.8%	43.8%	12.9%	41.0%	20.4%
Poverty Rate (Less Than \$25,000)	42.8%	34.7%	26.2%	10.3%	21.8%	11.1%

The three poorest Wards in the District are predominantly African American with high percentages of Single Mom Households.

District of Columbia Opportunity Zones

- **Opportunity Zones**
 - 8,700 designated under-resourced Census tracts
- **Opportunity Funds**
 - Preferential tax treatment for investment in economically-distressed communities
- **Investor Tax Benefits**
 - Deferral of capital gains on property and equipment.
 - Elimination of all taxes on capital gains if held 10-years



Part of the 2017 Tax Cuts and Jobs Act, Opportunity Zones promise positive social impact by driving billions of dollars in long-term investment into under-resourced communities.

Economic Development

Traditional **Top-Down** Approach

Attract 1 Large
\$100,000,000/year
Enterprise



District incentives: \$500M to \$1B



100 full-time & 3500 game day jobs



Jobenomics **Bottom-Up** Approach

Start 1,000
\$100,000/year
Micro Businesses
(1-19 Employees)



Under-resourced communities have difficulty attracting big companies
but can mass-produce **micro** and **nonemployer** businesses.

Top-Down Approach Gentrifies & Displaces Many Poorer Residents

District's Amazon
Second Headquarters
Rendering



Proposed Amazon HQ2
offices were in DC's
poorest neighborhoods

Tens of thousands of low-skilled and poorer local residents would be displaced to the influx of 25,000 highly-paid Amazon employees.

Nonemployer Establishments



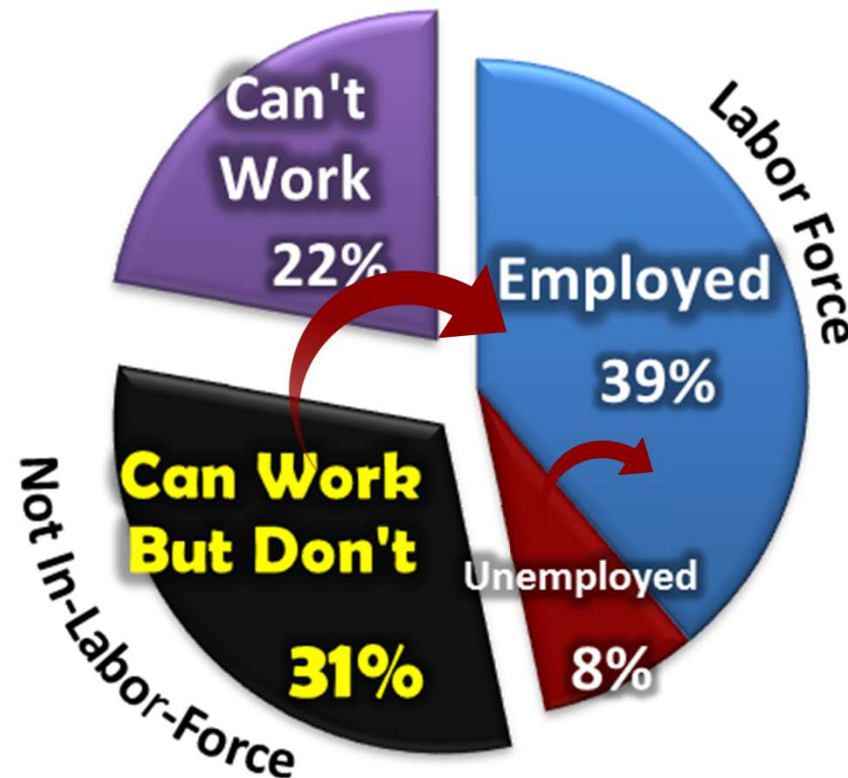
Washington DC region has 526,000 single-person nonemployer firms, averaging **\$54,000/year**, earning \$33 billion in 2016, more than earnings from DoD and state and local government employers.

Primary Challenge: Help Sidelined Workers Rejoin The District's Workforce

Wards 8, 7 & 5 Total Population: 244,373

Unemployed & Not-in-Labor Force: 95,201 (39%)

Source: U.S. Census Bureau



A sizeable fraction of the people in the Not-in-Labor Force supports their livelihoods on some form of assistance or illicit activities.

Jobenomics Washington DC Urban Agriculture Program



Goal is to create 25 to 50 indoor-grow businesses across the District of Columbia within the next 5-years in under-served communities.

Affordable Local Businesses




- **Year End Cash Balance:** Year 1 = \$350,000, Year 2 = \$650,000.
- **Indoors versus Outdoors (5-acre comparison):** controlled environment agriculture is 18-times more productive, generates 50% more revenue, and EBIT is 434% higher than outdoor farming.

Earnings Before Interest & Taxes

**Operational in 4-months after contract award
and producing crops every 3-months thereafter**

Affordable & Sustainable Homeownership




Opportunity Zone Funding is available.

Live/Work/Play/Retire Complex

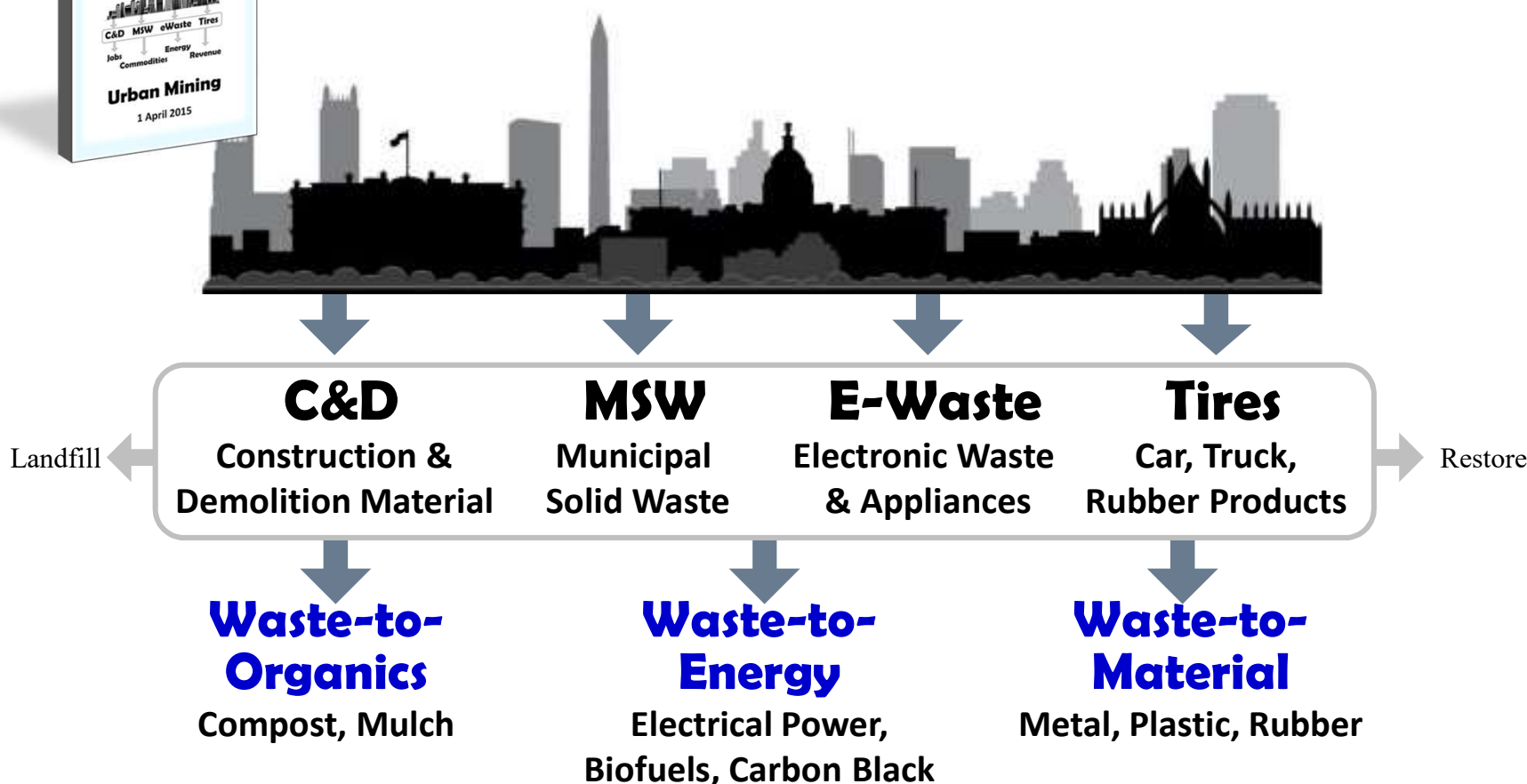


Meets District's desire for affordable homes, safe communities, green eco-friendly facilities, and business/employment initiatives.

Jobenomics Urban Mining




Reclamation of valuable raw materials and metals from urban waste streams.



Urban Mining Goal: Monetize urban waste streams to produce businesses, jobs and revenues for workforce development.

eWaste Material Reclamation Facility



100 Operational Sites

**Operational within 1-year after contract award.
Up to \$40 million/year profits and 200 direct jobs.**

Renewable Energy & Green Businesses



Renovation, Installation & Maintenance Businesses

Energy Audit, Weatherization & Renovation Businesses

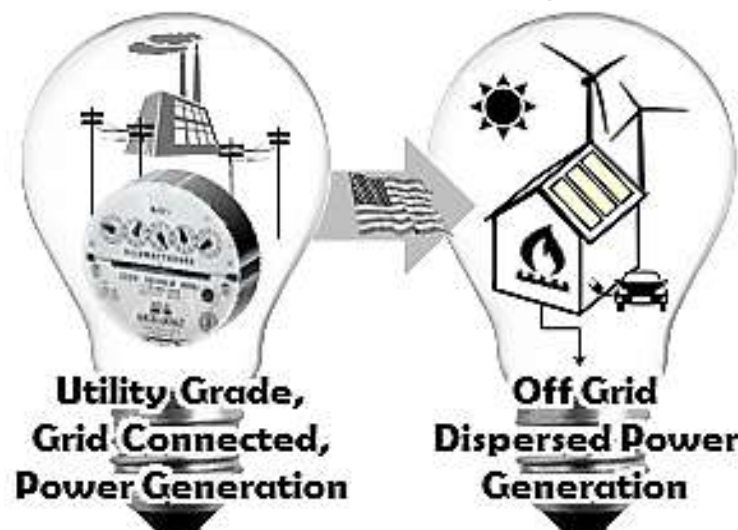
DC named first certified LEED Platinum city in the world. JWDC is working with DOEE to mass-produce green minority-businesses.

LEED: Leadership in Energy and Environmental Design

Energy Services

- Demand Side Energetics
- Net-Zero Communities/Buildings
- Services: “**Energy’s 3rd Rail**”
 - Energy Efficiency/Conservation
 - Energy Assurance/Security
 - Disaster Preparedness/Recovery
 - Energy-as-a-Service (EaaS)
- Energy Technology Center

Demand Side Energetics



Jobenomics' Joe Sarubbi with President Obama and Mrs. Biden

Network Technology Revolution



The Network Technology Revolution will create 10s of millions of new business and job opportunities, especially for digital natives.

Digital Economy & Academies



- Electronic Commerce
 - Mobile Economy
 - Sharing Economy
- On-Demand Economy
- Apps/Bots Economy
 - Gig Economy
 - IoT Economy

Digital Academies



Standard economy growing at 2% per versus digital economy's 15% per year. \$124 trillion global economic impact by 2025.

Jobenomics Direct-Care Program

Direct-Care Services

- Healthcare
- Social assistance
- Behavioral-care
- Elder-care
- Child-care



Direct-Care Center

- Information & Call Center
- Training & Certification Center
- Management and Quality Control



Former women head-of-households are ideal for direct-care jobs.

CLINICSTOP Micro Clinic for Diagnosis, Counseling and Remote Care

www.clinicstop.com

JOBENOMICS™
Empowerment Coalition



Ideal for pharmacies, churches, community centers that provide healthcare, social assistance, and behavioral care.

Jobenomics Community-Based Business Generator (JCBBG) Concept

Due Diligence & Candidate Selection Process

Incorporate Self-Employed Business

**Skills-Based
Training &
Certification
Programs**



**Pipeline To Full-
Time Jobs (W2)
Or Independent
(1099) Work**

Scaleup Existing Businesses

Startup Micro Businesses

Most cities have **Business Incubators** and **Business Accelerators**,
but not **Business Generators** for low-income citizens.

Entrepreneur Empowerment Centers

- Club E (Atlanta) is a co-working entrepreneur empowerment center.



- Club E Startups:



ECentrs Fund willing to expand to Washington DC.

Contact Information

Rev. Zagery Oliver, National Faith-Based Empowerment
Coalition Founder and President, 202-636-3316,
zoliver@us.upf.org

Harry Thomas Jr., Jobenomics Washington DC Coordinator,
202-439-5103, hltjr05@gmail.com

Endura Govan, Jobenomics Washington DC Direct-Care Lead,
202-710-5875, businesskids@yahoo.com

Chuck Vollmer, Jobenomics Founder and President,
703-319-2090, cvollmer@jobenomics.com
www.Jobenomics.com