

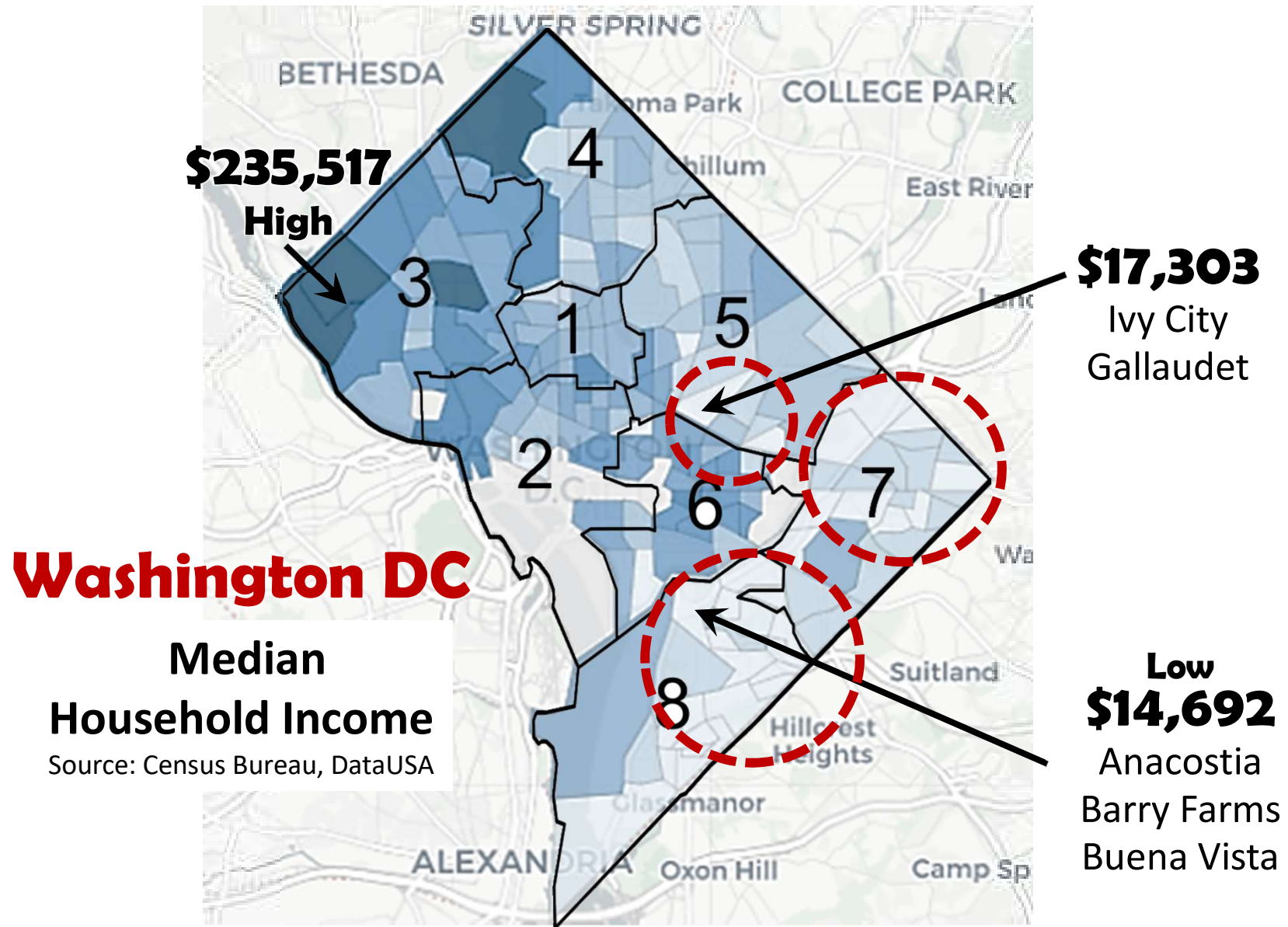
Jobenomics National Grassroots Movement
**focuses on mass-producing local micro and
nonemployer businesses and jobs.**



Jobenomics WDC Grassroots Movement's goal is to
**facilitate creation of 6,000 new jobs over the next
five years in District of Columbia Wards 8, 7 and 5.**

6 February 2019

Jobenomics WDC Focus Areas



To reduce **income inequality** increase **income opportunity**.

Jobenomics Washington DC WDC (JWDC) Business & Job Programs



Harry Thomas, Jr.
JWDC Coordinator



Endura Govan
JWDC Direct-Care
Leader

JWDC Business Initiatives	Jobs
Urban Agriculture & Affordable Homes/Businesses (Indoor Hydroponics & Vertical Farming)	1,000
Urban Mining & Material Reclamation Facilities (eCycling)	800
Renewable Energy & Green Micro-Businesses (Solar Installation/Maintenance, Energy Services)	600
Direct-Care & On-Demand Independent Contractors (Health, Elder, Child, Behavioral)	1,500
Digital Economy & Digital Academies (eCommerce, eSports, App/Bot Developers)	1,500
Community-Based Business Generator & Entrepreneur Co-Working Enterprises	600

6,000

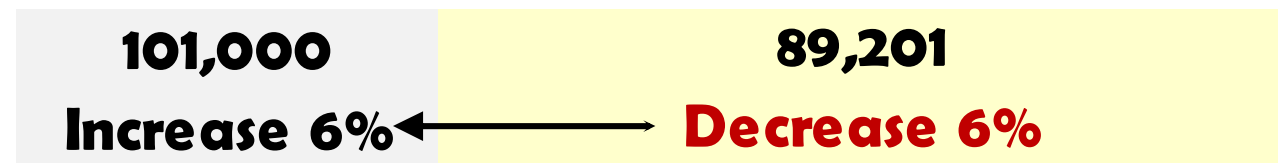
Goal: 6,000 new jobs within 5-years by mass-producing local startup businesses that are anchored in Wards 8, 7 and 5.

Are 6,000 New Jobs Achievable?

Source: Census Bureau,
Statistical Atlas

	Working Employed	Non-Working Capable	
		Unemployed	Not-in-Labor-Force
Ward 8	26,300	7,385	25,500
Ward 7	28,200	6,337	25,100
Ward 5	40,500	5,279	25,600
	95,000	95,201	
	Total Employed	Total Available Labor Pool	

Jobenomics WDC Goal: 6,000 New Jobs Within 5-Years



Jobenomics WDC would have move 6% of capable non-working Ward 8, 7 and 5 denizens into the labor force, or enticing 1.5% of the 408,800 people, who work in the District but live elsewhere, to relocate to these Wards, which is **very achievable**.



Jobenomics National Grassroots Movement



Jobenomics


Bipartisan National Grassroots Movement

- Since 2010, estimated audience of 30 million
- Website averages 30,000 monthly page views
- Jobenomics America TV, a weekly show, airs on Dish, DirecTV, Amazon, Apple & Roku networks



Books and Research

- First book established goal of 20 million new jobs.
- Ten free e-books on economic, community, small business and workforce development.
- Special reports on global and national issues.



City and State Initiatives and Programs

Jobenomics.com

- Over two dozen initiatives led by local community leaders.
- Two highly-scalable national turnkey programs.

Primary focus: economic, community, small business and workforce development at the base of America's socio-economic pyramid.

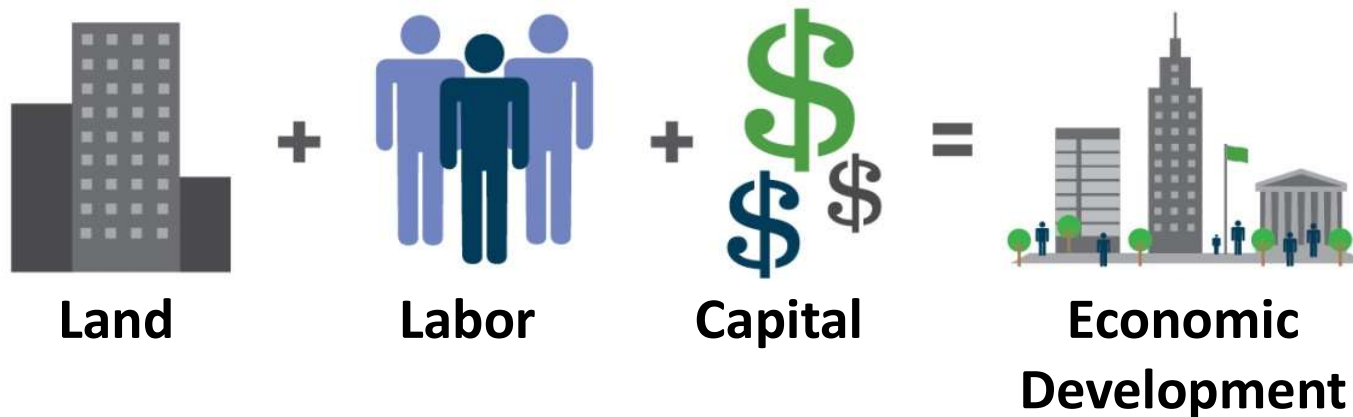
Free E-Books in Jobenomics Library



Extensive research on the economy, policy-making, labor force situation, emerging technologies, and urban renewal initiatives.

A Different Approach To Economic And Community Development

Traditional **Top-Down** Approach



Jobenomics **Bottom-Up** Approach

Economic Development Emphasis

Development Category	Traditional Economic Development Emphasis	Jobenomics Economic Development Emphasis
Economy	Established Industry Supersectors in The Traditional Economy	Fill Open Jobs and New Opportunities in Emerging Digital And Energy Economies
Community	High-Skilled, Well-Resourced State, Regional and Metropolitan Areas	Lower-Skilled, Marginalized Inner-City Neighborhoods and Rural Areas
Business	Large-Scale Business and Real Estate Opportunities	Mass-Produce Highly-Scalable Micro-Businesses
Workforce	Standard Workforce Agreements. Degree-Based Education	Alternative Workforce Agreements. Certified Skills-Based Training

Jobenomics bottoms-up approach is synergistic with top-down economic development models.

Top-Down Approach Gentrifies & Displaces Many Poorer Residents

District's Amazon
Second Headquarters
Rendering



Proposed Amazon HQ2
offices were in DC's
poorest neighborhoods

Tens of thousands of low-skilled and poorer local residents would be displaced to the influx of 25,000 highly-paid Amazon employees.

Economic Development Conundrum

Traditional **Top-Down** Approach

Attract 1 Large
\$100,000,000/year
Enterprise



District incentives: \$500M to \$1B



100 full-time & 3500 game day jobs

Jobenomics **Bottom-Up** Approach

Start 1,000
\$100,000/year
Micro Businesses
(1-19 Employees)



Under-resourced communities have difficulty attracting big companies
but can mass-produce **micro** and **nonemployer** businesses.

Micro & Nonemployer Businesses



- A **micro-business** (1 to 19 employees) employ 32 million Americans.
- A **nonemployer** is a small business with no “paid” employees.
 - 80% of all U.S. businesses with 28 million single-person owners.
 - Growing significantly faster than traditional businesses and earn
 - Owners make substantially more than wage and salaried jobs.

Mass-producing micro and nonemployer businesses is the answer to beleaguered urban communities lacking good-paying jobs.

Micro & Nonemployer Professions

- **Self-Employed** (earn income from one's own business rather than as a specified salary or wages from an employer)
- **Independent Contractors** (construction workers, accountants, authors, bookkeepers, engineers, masons, real estate agents, teachers)
- **Consultants** (professional services human resources, financial, information technology, management),
- **Freelancers** (administrative support, design, legal, journalists, tutors, marketing and sale, web and apps developers, etc.)
- **On-Demand Workers** (executives, doctors, nurses, healthcare aides, Uber drivers, operations and technical support, security analysts)
- **Flex Workers** (analysts, apps developers, loan officers, engineers, educational and technical assistants, food service and bartenders)
- **Gig Workers** (artists, actors, entertainers, delivery drivers, coders, programmers, handyman, photographers, and care givers)
- **Part-Timers** (who work less than 40 per week out of necessity or choice and workers who work full-time via multiple part-time jobs.)

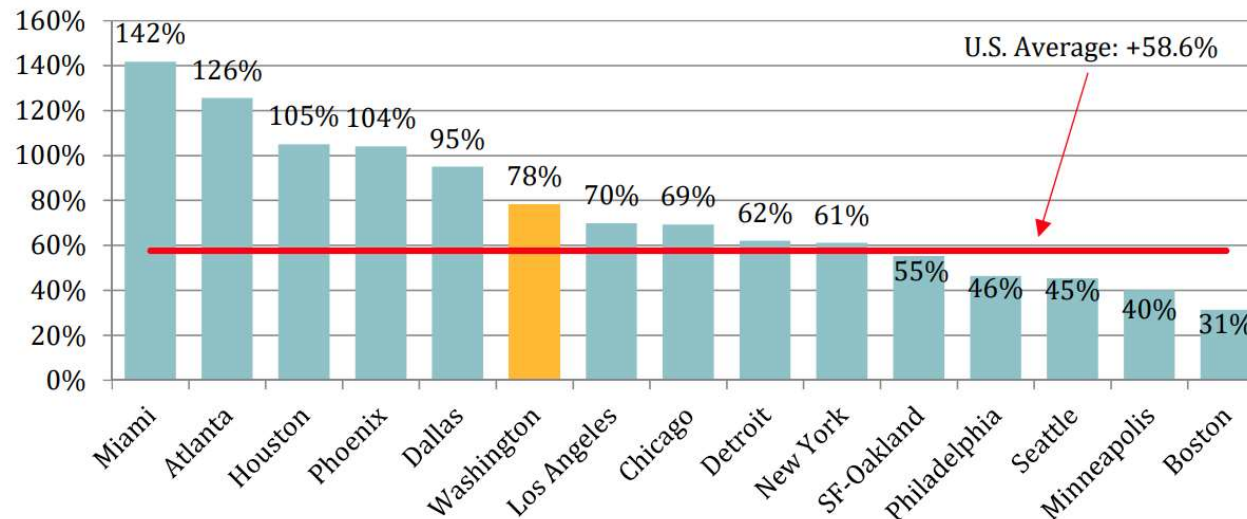
Jobenomics prioritizes **micro-employer** and **nonemployer** business creation. These firms will be more **anchored** in poor neighbors than larger businesses and will be less likely to migrate to the suburbs.

Washington DC Nonemployer Statistics



Percent Change in Nonemployer Establishments, 1997-2015

U.S. Census Bureau (Nonemployer Statistics), The Stephen S. Fuller Institute at the Schar School, GMU



Washington DC Region Nonemployer Firm Economic Impact

- 526,000 single-person firms, average receipts of \$54,000/year
- \$33 billion in 2016, more than DoD procurement or earnings from state and local government employment
- 10% of all earnings in 2016 by place of work
- Decade growth: Nonemployers (78%), Employer Firms (34%)

Nonemployer income is growing faster than employer wages.

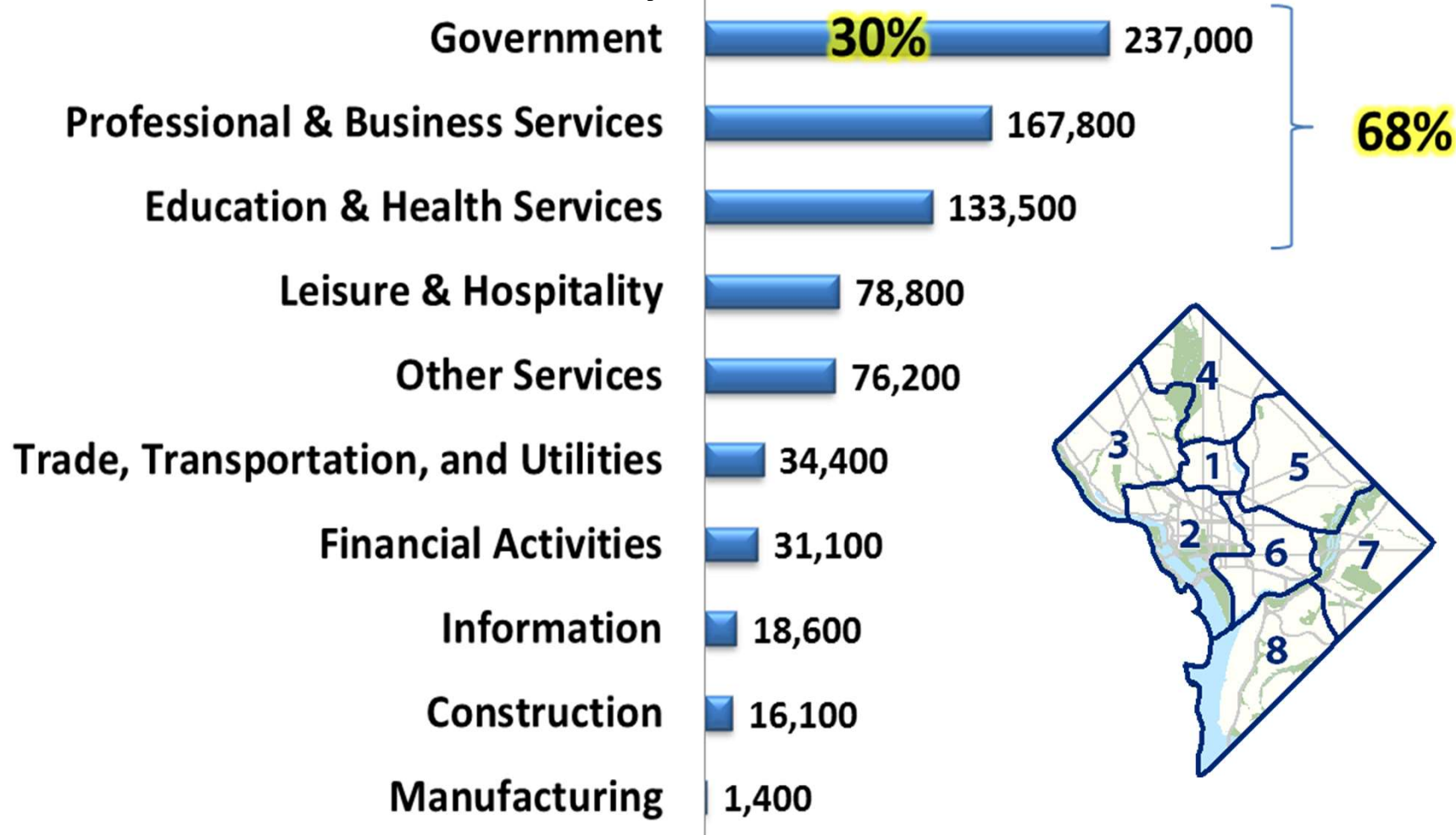


A District of Columbia Grassroots Movement



District of Columbia Job Statistics

July 2018



The District employs 794,900 people. Only 386,100 (49%) live in the District. More local residents, jobs and businesses should be created.

Projected District Job Growth (2016 -2026)



Source: WDC Department of Employment
Services Long-Term Projections (2016-2026)

Total All Industries

Goods Producing

Manufacturing

Construction

Services Providing

Information

Financial Activities

Trade, Transportation & Utilities

Other Services

Leisure & Hospitality

Education & Health Services

Professional & Business Services

Government

District	
New Jobs	% Growth
60,273	7.6%
1,814	11.0%
-69	-6.0%
1,883	12.3%
57,517	7.6%
1,043	5.7%
1,394	4.4%
931	2.5%
3,503	4.7%
6,805	9.0%
21,134	16.6%
20,977	12.2%
1,730	0.8%

0.76%
per year

**0.76% annual job growth is well below 3.5% U.S. GDP growth.
Jobenomics WDC can make a significant contribution.**

Wide Disparity Between WDC Wards



Source: Census Bureau,
ACS 2016 5-Year Data

	<div> <div>Richest</div> <div>← WARDS →</div> <div>Poorest</div> </div>							
	3	2	6	1	4	5	7	8
Per Capita Income (000s)	\$85	\$70	\$60	\$52	\$46	\$34	\$23	\$19
Minority Race & Ethnicity	27%	33%	47%	56%	78%	81%	98%	95%
Owner-Occupied Housing Units	53%	35%	40%	35%	59%	47%	36%	20%
Median Home Value (000s)	\$835	\$635	\$607	\$584	\$531	\$414	\$247	\$239
Female Householder	5%	4%	16%	16%	23%	30%	48%	55%
Bachelor's Degree Or Higher	86%	84%	71%	67%	48%	42%	17%	15%
Married	43%	26%	32%	27%	40%	28%	23%	22%
Children Under Poverty Line	3%	5%	18%	25%	13%	18%	41%	49%

Jobenomics' economic, community, business and workforce development programs emphasize marginalized neighborhoods.

Jobenomics WDC Ward 8, 7 & 5 Focus



Source: Census Bureau,
Statistical Atlas.com

	Ward 8	Ward 7	Ward 5
Population	83,110	75,800	85,470
Median Household Income	\$31,100	\$38,600	\$60,800
African American	90.9%	93.8%	68.0%
Unemployment Rate	12.2%	10.6%	7.4%
Single Mom Households (with children under 18)	70.2%	68.6%	68.6%
Working Age Population (18-64)	62.0%	64.0%	68.0%
Low Income Families (Less Than \$25,000)	42.8%	34.7%	26.2%
Veteran Population	6.3%	6.4%	6.6%

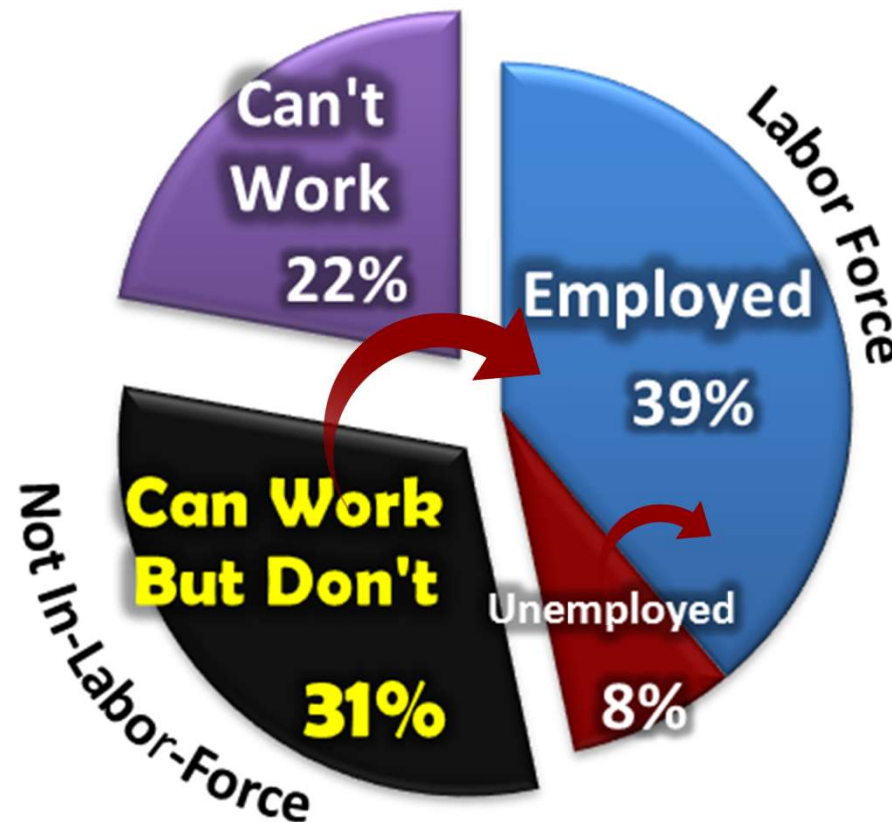
Jobenomics Washington DC will mass-produce startup businesses and jobs for minorities, women, new workforce entrants and vets.

Primary Challenge: Help **Sidelined Workers** Rejoin The District's Workforce

Wards 8, 7 & 5 Total Population: 244,373

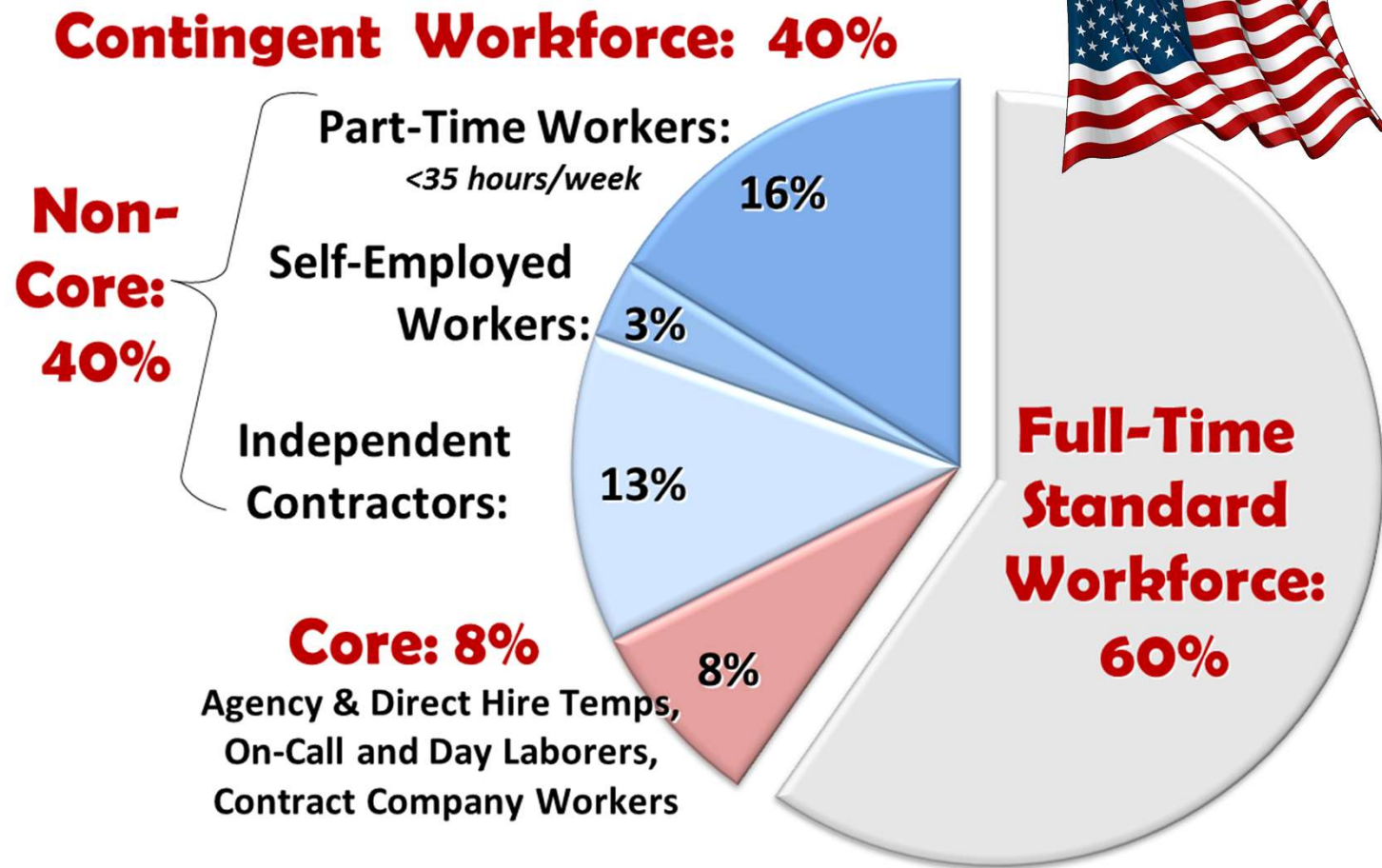
Unemployed & Not-in-Labor Force: 95,201 (39%)

Source: U.S. Census Bureau



A sizeable fraction of the people in the Not-in-Labor Force supports their livelihoods on some form of assistance or illegitimate activity. 19

JWDC Contingent Workforce Focus



Under-resourced Ward 5, 7 and 8 workforces have a much higher ratio of contingent workers, often as high as 75%.

Special Emphasis Areas

- Institute Community-Based Business Generators and Entrepreneurial Centers with skills-based training programs.
- Create city-wide business initiatives suitable for low- and entry-level occupations and skills.
- Mass-produce startup business oriented to under-resourced communities and marginalized citizens.
 - View **returning citizens** and **gang members** as entrepreneurs that can transition to legal pursuits.
 - **Single mother householders** have maternal skills essential to fulfilling direct-care business opportunities.
 - **Inner-city Screenagers** (Generation Z) are digital natives who are ideally suited for the emerging digital economy.

Develop an actionable Jobenomics WDC program that can attract city, state, federal and private sector funding.



Business Creation Initiatives

A Combination of Quickly Implemented Turnkey Programs and Startup Businesses

- **Controlled Environment Indoor Agriculture**
- **Urban Mining/Advanced Materials Reclamation**
- **Exploit Next-Generation Business Opportunities**
 - **Digital Economy Jobs & Digital Academies**
 - **Direct-Care/Remote-Care/On-Demand Care**
 - **Renewable Energy & Energy Services**
 - **Business Generators and E-Clubs**
 - **Experiential Tourism & Entertainment**

Jobenomics Washington DC Urban Agriculture Program




Goal is to create 25 to 50 indoor-grow businesses across the District of Columbia within the next 5-years in under-served communities.

Jobenomics Urban Agriculture



- **Team:** Jobenomics is teamed with ACTS Freedom Farms of America.
- **Mission:** Provide a solution to food shortage through self-sustaining and supportive live-work communities.
- **Vision:** Provide quality foods in harmony with the global environment, while empowering individuals to become an important partner in high-tech controlled environment agriculture.
- **Strategy:** 1) home ownership combined with an agriculture career, 2) corporate owned hydroponic commercial growing operations and 3) train "high-tech controlled environmental agricultural farmers.



ACTS



**Goal: Establish 25,000 new jobs within grow centers,
and another 25,000 ancillary jobs.**

Jobenomics WDC Urban Farming

- Initial cadre will be mostly veterans (vetting and financing considerations) but will also include non-veterans.



**Converted
Warehouse
With Controlled
Environment & Vertical
Farming Systems**



- AG Core is the corporate team that manages and trains new recruits until they are capable of assuming the responsibility to run entire operation.
- Each micro-farm will consist of the land and a leased hydroponic greenhouse that will be equipped and supplied by AG Core.



**Secure Produce On
Demand (POD)
Greenhouse**

**GAP, GHP, FSMA
Compliant Greenhouse**



Base earnings will be \$35,000 to \$40,000 annually with bonuses and profit sharing upon completion of first year.

Produce On Demand (POD) System

Off-Grid Configuration



A POD is for growing.
Processing and packaging
will be conducted at
secondary sites.

100kW Solar Array

**Modular
Growing Facility**

**EV Refrigerated
Truck & Charging Station**

**HVAC/Power
& 20kW
Storage Station**

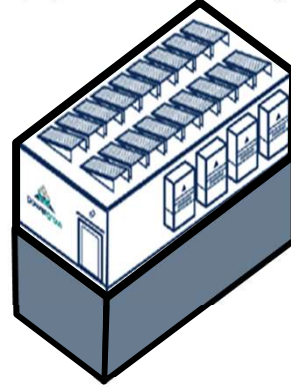
Produce will be harvested every 30-60-90 days depending on crops.

Live/Work/Office Units

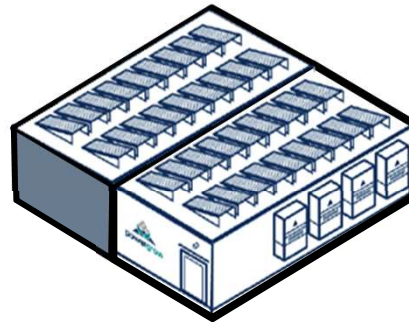
- **Affordable Multiuse Configurations:** Home, farm, office.
- **Livable:** from 1,000sf single family to 3,000sf multi-family.
- **Environmental:** LEED certified, insulated, mold resistant, solar
- **Suitable for small lots (1/8 acre) & spaces:**



Vertical Configuration (up to 3 stories)



Horizontal Configuration (Attached or Detached Units)



JOBENOMICS™
Washington DC

Modular/Portable



Proven



(TV Star Rick Harrison's Pawn Plaza in Las Vegas was built with the same manufactured modules as a POD)

**Micro Farmer will be part of a Local LLC
with profit sharing amongst all team members.**

Affordable Local Businesses



- **Year End Cash Balance:** Year 1 = \$350,000, Year 2 = \$650,000.
- **Indoors versus Outdoors:** 5-acre comparison: Indoor is 18-times more productive, Indoor generates 50% more revenue, Indoor EBIT is 434% higher than outdoor agriculture.

Earnings Before Interest & Taxes

Significantly more efficient and cost effective than outdoor farming.

Live/Work Eco-Communities



Opportunity Zone Fund financing available.

Live/Work/Play/Retirement Complex



Meets District's desire for affordable homes, safe communities, green eco-friendly facilities, and business/employment initiatives.

Opportunity Funding Available For JWDC Urban Agriculture Program

■ Opportunity Zones

- 8,000 designated under-resourced Census tracts

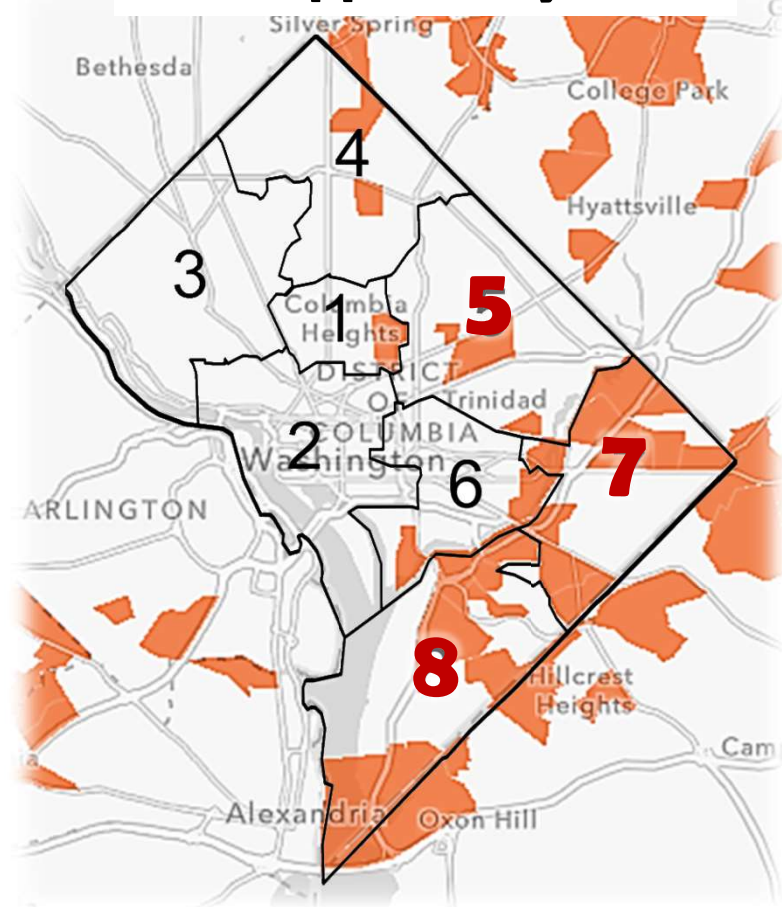
■ Opportunity Funds

- Preferential tax treatment for investment in economically-distressed communities

■ Investor Tax Benefits


- Deferral of capital gains on property and equipment.
- Elimination of all taxes on capital gains if held 10-years

WDC Opportunity Zones

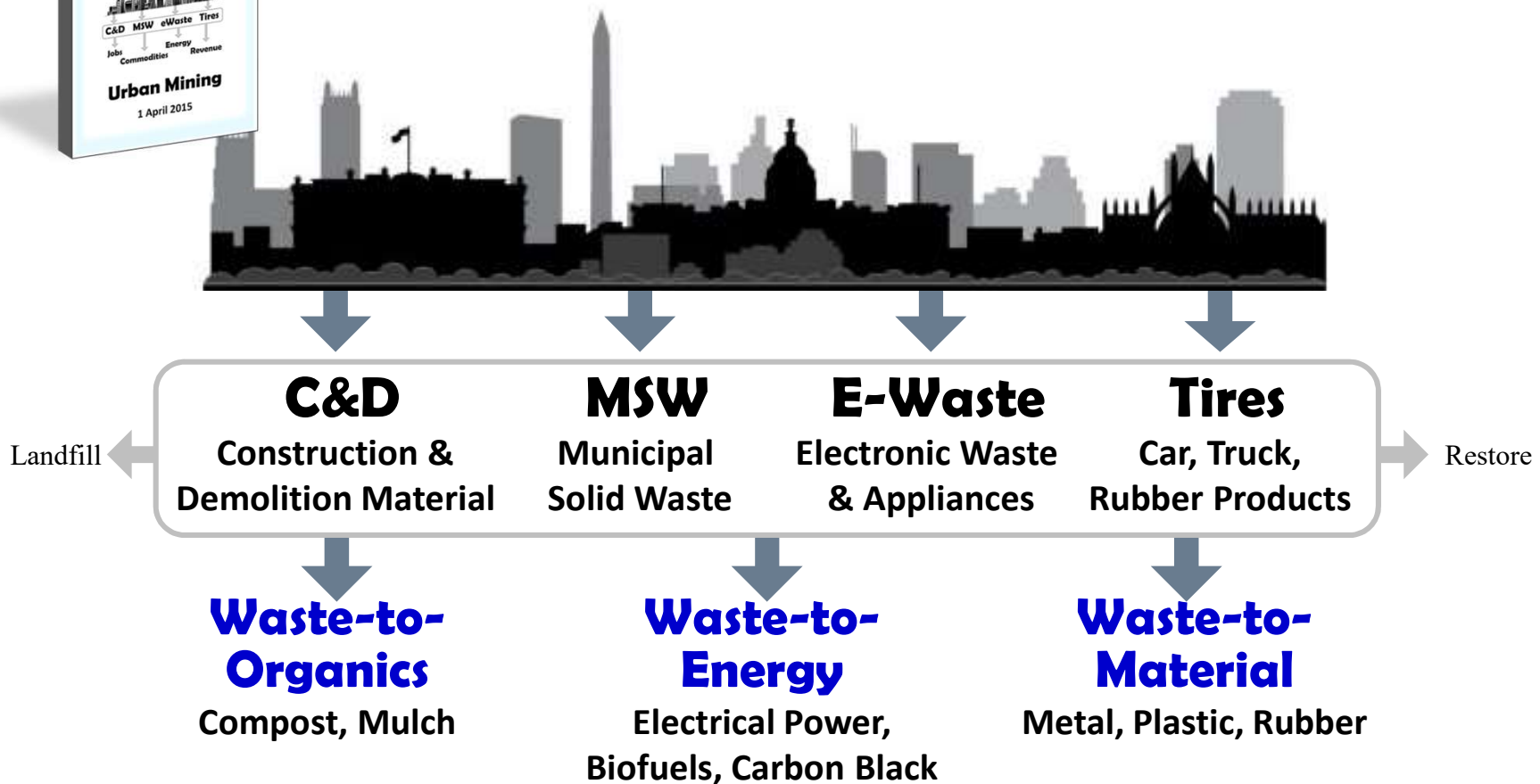


Part of the 2017 Tax Cuts and Jobs Act, Opportunity Zones promise positive social impact by driving billions of dollars in long-term investment into under-resourced communities.

Jobenomics Urban Mining



Reclamation of valuable raw materials and metals from urban waste streams.



Urban Mining Goal: Monetize urban waste streams to produce businesses, jobs and revenues for workforce development.

eWaste Material Reclamation Facility

JOBENOMICS™
Washington DC



100 Operational Sites

**Operational within 1-year after contract award.
Up to \$40 million/year profits and 200 direct jobs.**

eCyclingUSA Profit Projections

(10 ton/hour plant operating 3 shifts)



For Rough Estimating Purposes Only

Feedstock: Computers, Consumer Electronics, Small and Large Appliances

Metal/Material	% of Feedstock	\$s per Metric Ton*	\$/Ton <small>(2204 pounds)</small>	Total \$/Year <small>(10 ton/hour x 23 hour/day x 300 days/year)</small>
Iron/Steel (Fe)	40%	\$ 390	\$ 156.00	\$ 10,764,000
Copper (85% Recovery)	5%	\$ 3,923	\$ 196.16	\$ 13,534,764
Aluminum (Al)	10%	\$ 1,587	\$ 158.69	\$ 10,949,472
ABS Plastics	25%	\$ 1,675	\$ 418.75	\$ 28,893,750
Other Plastics	25%	\$ 287	\$ 71.75	\$ 4,950,750
Computer Components	5%	\$ 2,082	\$ 104.10	\$ 7,182,900

Source: Jobenomics, eCyclingUSA

110%

Revenue** \$ 76,275,636

Cost of goods sold \$ 30,238,000

Operating expenses \$ 5,780,000

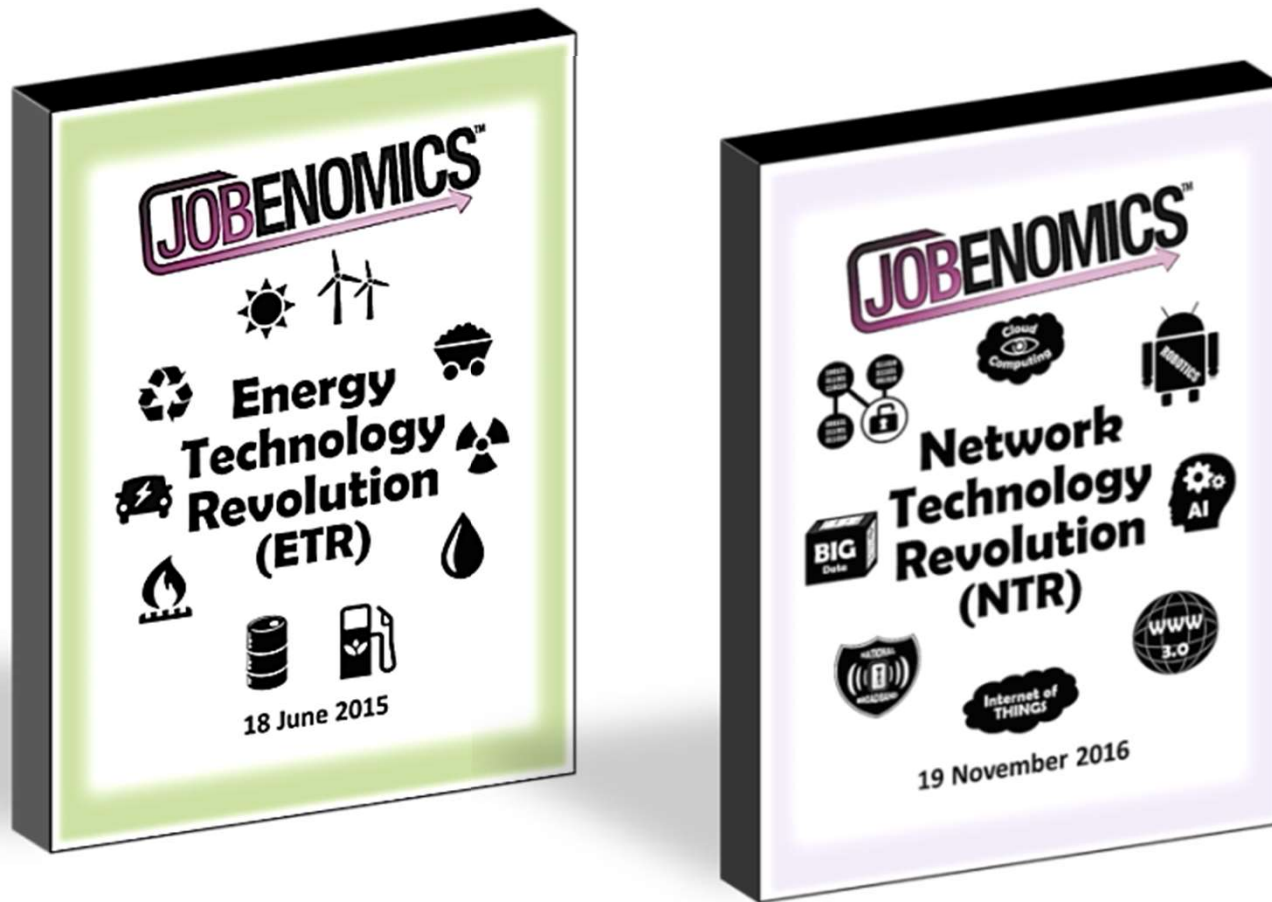
*** Scrap prices as of 21 August 2018**

**Does not include grants, tax incentives or tipping fees

Net Income \$ 40,257,636
EBITDA 53%

Additional income can be derived from tipping fees, grants and carbon credits. eCyclingUSA has detailed spreadsheets available.

Exploit Next-Generation Business & Job Opportunities




The ETR and NTR will create **10s of millions** of new job opportunities and millions of micro and nonemployer businesses.

Energy Technology Revolution (ETR)

JOBENOMICS™
Washington DC



DEPARTMENT
OF **ENERGY &
ENVIRONMENT**



DC named first certified LEED Platinum city in the world. JWDC is working with DOEE to mass-produce green minority-businesses.

LEED: Leadership in Energy and Environmental Design

Energy Technology Revolution

The ETR Is A Perfect Storm of Energy Technologies, Processes and Systems :

Renewable Energy Sources (Biomass/Biofuels/Wood, Hydroelectric & Hydrokinetic, Wind, Solar, Geothermal, Municipal Waste), Alternative Fuels, Advanced Batteries, Advanced Vehicles (Electric Vehicles, Fuel Cells, Hydrogen Vehicles), Nuclear (Small Modular Reactors, Fusion Reactors), Coal, Conventional and Unconventional Oil & Gas (Petroleum & Other Fluids, Natural Gas, LNG & GTL, Methane Hydrates), Exotics and Yet Unknown Technologies as well as new energy services including Energy Efficiency. Energy Conservation, Energy-as-a-Service (EaaS), Energy Assurance and Security and Energy Disaster Preparedness and Recovery Services.



The ETR Will Revolutionize Labor Forces, Economies And Nations Via The:

Renewable energy sources, micro-grids, net-zero communities, advanced vehicles, alternative fuels, energy storage devices and smart networks will allow energy generation to occur closer to the consumer. Generating power close to the point-of-consumption eliminates cost, complexity, interdependencies and inefficiencies associated with transmission and distribution over 3-5 million miles of power lines in North America.

California and Germany are at the forefront of the ETR transformation.

Renewable Energy Businesses & Green Jobs



**Net Zero Buildings &
Communities Installation &
Maintenance Businesses**



**Energy Audit, Weatherization
& Renovation Businesses**

The Energy Technology Revolution will create millions of new micro-business opportunities, such as independent contractors.

Green Jobs

- Jobenomics-EmeraldPlanet collaboration involves bringing the world's 1,000 best green job practices to local communities.

Dr. Samuel Lee Hancock

President & Executive
Director, EmeraldPlanet
International Foundation

Creator & Host, The
EmeraldPlanet TV

www.Emerald-Planet.org



Chuck Vollmer

Founder & President
Jobenomics National
Grassroots Movement

EmeraldPlanet Board
Member & Partner

www.Jobenomics.com

- Our collaboration focuses on innovative, sustainable, and resilient “green” environmental, economic and community development practices and projects around the globe.
- EmeraldPlanet is also partnered with the U.N. Economic and Social Council and The World Bank Connect4Climate Program.

Goal: sustainable environmental, economic & social development.

Green Business & Job Creation Programs



Examples of **highly-scalable** Jobenomics-EmeraldPlanet green business and job creation programs include:


- **Renewable energy**: solar, wind, low-flow hydro in tall buildings
- **Energy Efficiency**: energy audits, weatherization, renovation; LED electrical upgrading
- **Aquaculture**: aquaponics, hydroponics, water gardens, and salt water ecological farming
- **Storm Water Abatement**: urban capture, processing and retention; home-side water capture and reuse; rain gardens
- **Environmental Remediation**: soil, watershed and marshland remediation and regeneration
- **Affordable Housing**: small/tiny home construction & installation

The Jobenomics-EmeraldPlanet collaboration emphasizes green micro-business creation in under-resourced urban and rural communities.

Energy Services

- Demand Side Energetics
- Net-Zero Communities/Buildings
- Services: “**Energy’s 3rd Rail**”
 - Energy Efficiency/Conservation
 - Energy Assurance/Security
 - Disaster Preparedness/Recovery
 - Energy-as-a-Service (EaaS)
- Energy Technology Center

Demand Side Energetics



Jobenomics' Joe Sarubbi with President Obama and Mrs. Biden

Network Technology Revolution (NTR)



The Network Technology Revolution will create 10s of millions of new business and job opportunities, especially for digital natives.

\$124 trillion global economic impact by 2025.

Network Technology Revolution

The NTR is defined by Jobenomics as a perfect storm of transformative network and digital technologies, processes, systems and services including:

Big Data, Cloud Computing, Semantic Webs, Synthetic Reality, Mobile Computing, Ubiquitous Computing, Quantum Computing, 5G Broadband, Geo-Location, Near-Field Communications and Beacons, Inductive Charging, Spatial Sensing, Computer Vision and Pattern Recognition, Natural Language Processing and Speech Recognition, Data Mining and Predictive Analysis, Machine Learning, Transfer Learning, Deep Learning, Robotics, Telepresence and Telechairs, Nanobotics, Chatbots, Mechatronics, Memetics, Biometrics, Smart Cards, Blockchains, FinTech, Multifactor Credentialing, Emotive Surveillance and Management, Identity Management, Anonymity Networks, Ambient Intelligence, Artificial Intelligence and Intelligent Agents.



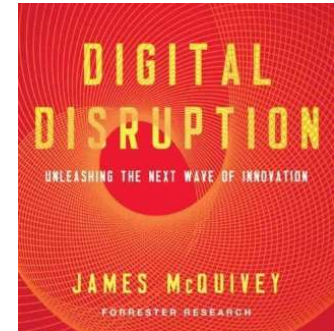
The NTR will be both brilliantly innovative and creatively disruptive:

Creating new global jobs and businesses,
Destroying existing jobs and businesses,
Revamping institutions and governments,
Instituting new and different ideas, beliefs, behaviors and cultures, and
Changing the very nature of human endeavor and work.

The global economy will be shaped by the digital generation (Screenagers & Millennials) and the ideology of their mentors.

Digital Startups

“Digital startups are at least **100-times easier to create** and have 10-times the number of innovators that can innovate at one-tenth the cost than traditional startups.” (McQuivey)



- **Top digital scaleup and startup platforms:** Amazon (2 million third-party sellers), Apple Store (650,000 apps developers), Google, Facebook, eBay, Craig's List, unicorns and gazelles.
- **Examples of digital occupations:** Digital health (health care, elder care, wellness, behavior care), shared economy (Uber, Airbnb), content providers, construction, transportation, technology, and various forms of mom-and-pop firms.

Unlike other countries, U.S. policy-makers and decision-leaders are not concentrating on the economic impact of the digital economy.

Digital Economy & Academies



- **Electronic Commerce**
 - Mobile Economy
 - Sharing Economy
- **On-Demand Economy**
- **Apps/Bots Economy**
 - Gig Economy
 - IoT Economy

Digital Academies



The tradition economy growing at 2% per versus eCommerce growth of 15% per year. Jobenomics' team of eCommerce experts help set up websites to selling on all major platforms; Amazon, Google, Facebook, eBay and Shopify.

Direct-Care Program

- **Direct-Care Services** include:
 - **Healthcare** and **social assistance**, the fastest growing occupations in the USA.
 - **Behavioral-care** includes drug addition, PTSD, obesity, spousal abuse, chronic illness, etc.
 - **Elder-care** forecasts 17 million assisted-living bed shortfall by 2020.
 - **Child-care** is the single biggest cost keeping women homebound.

- **Direct-Care Center** would connect service providers and clients via a **call and information center**. The center would start **home-based firms** certified to provide **in-home services** while connected to tele-health and other providers.



Jobenomics Community-Based Business Generators would certify employees and small businesses for the Direct-Care Center.

CLINICSTOP Micro Clinic for Diagnosis, Counseling and Remote Care

www.clinicstop.com

JOBENOMICS™
Washington DC



Ideal for pharmacies, churches, community centers that provide healthcare, social assistance, and behavioral care.

Direct-Care Program Apps


Examples of On-Demand Direct-Care Programs

- **Teladoc** is the largest telehealth platform with 20 million members and over 3,000 licensed healthcare professionals.
- **DoctorOnDemand** connects patients in minutes to board-certified doctors and therapists over live video.
- **Go2Nurse** is an on-demand nurse/caretaker application service.
- **referralMD**'s standardizes referral network communication between primary care physicians and specialists.
- **American Well** is a complete telehealth service for healthcare companies, employers, or delivery networks.
- **MDLive**'s telemedicine system offers a patient experience, a provider experience, and a call center.
- **SnapMD** is virtual care management system with a patient interface, a provider interface and an administrative back-end.

Healthcare facilities are moving away from centralized in-patient and ambulatory care to on-demand direct-care at the point-of-need.

Healthcare & Social Assistance

Healthcare and Social Assistance are the fastest growing U.S. occupations. **4 million new jobs**, or 40% of all new jobs, are projected next decade. Most do not require college degree.

College Degree	 Occupation	Number of U.S. Jobs In 2014	Number of New Jobs	Growth Rate
No	Personal care aides	1,768,400	458,100	26%
Yes	Registered nurses	2,751,000	439,300	16%
No	Home health aides	913,500	348,400	38%
No	Nursing assistants	1,545,200	267,800	17%
No	Medical assistants	591,300	138,900	23%
No	Medical secretaries	3,976,800	118,800	3%
No	Licensed practical and licensed vocational nurses	719,900	117,300	16%
Yes	Physicians and surgeons	708,300	99,300	14%
Yes	Physical therapists	210,900	71,800	34%
No	Childcare workers	1,260,600	69,300	5%
No	Dental assistants	318,800	58,600	18%
No	Emergency medical technicians and paramedics	241,200	58,500	24%
No	Medical and health services managers	333,000	56,300	17%

Jobenomics skills-based training and certification programs can mass-produce home-based self-employed Direct-Care businesses. 49

Jobenomics Community-Based Business Generator (JCBBG) Concept



A JCBBG **mass-produces** startup businesses by:

- Working with community leaders to identify high-potential business owners and employees,
- Executing a due diligence process to identify and assess work, social skills and aptitudes,
- Training and certifying participants in targeted occupations,
- Incorporating highly-scalable small and self-employed businesses,
- Establishing sources of funding and contracts to provide a consistent source of revenue for new businesses, and
- Providing mentoring and back-office support services to extend the life span and profitability of new businesses.

Most cities have Business Incubators and Business Accelerators, but not Business Generators for low-income citizens.

Jobenomics Community-Based Business Generator Process



Jobenomics is working with several dozen communities to create business generators to mass-produce startup businesses.

9,000 Online Skills-Based Training And Certification Programs

- For many unemployed and sidelined inner-city citizens, earning a college education is not realistic.
- Skill-based training programs can provide citizens with federally- accredited skills within weeks to months.
- Some accredited online Training & Certification Providers:
 - UDC Community College: <https://www.udc.edu>
 - 360training: <http://www.360training.com>
 - ExpertRating: <http://www.expertrating.com/>
 - American Institute of Small Business: <http://www.ed2go.com/business>



Goal: “Lifelong Applied Learning” with “Certifications in weeks, jobs in months and careers within a year.”

Club E, Digital Academies & ECentrs

- **Club E Atlanta is an entrepreneur empowerment center**
 - Public/private partnership with the City of College Park
 - Training , certification and startup business center
 - Co-working facility (hi-tech, offices, conference center, café)



- **Club E Startups**



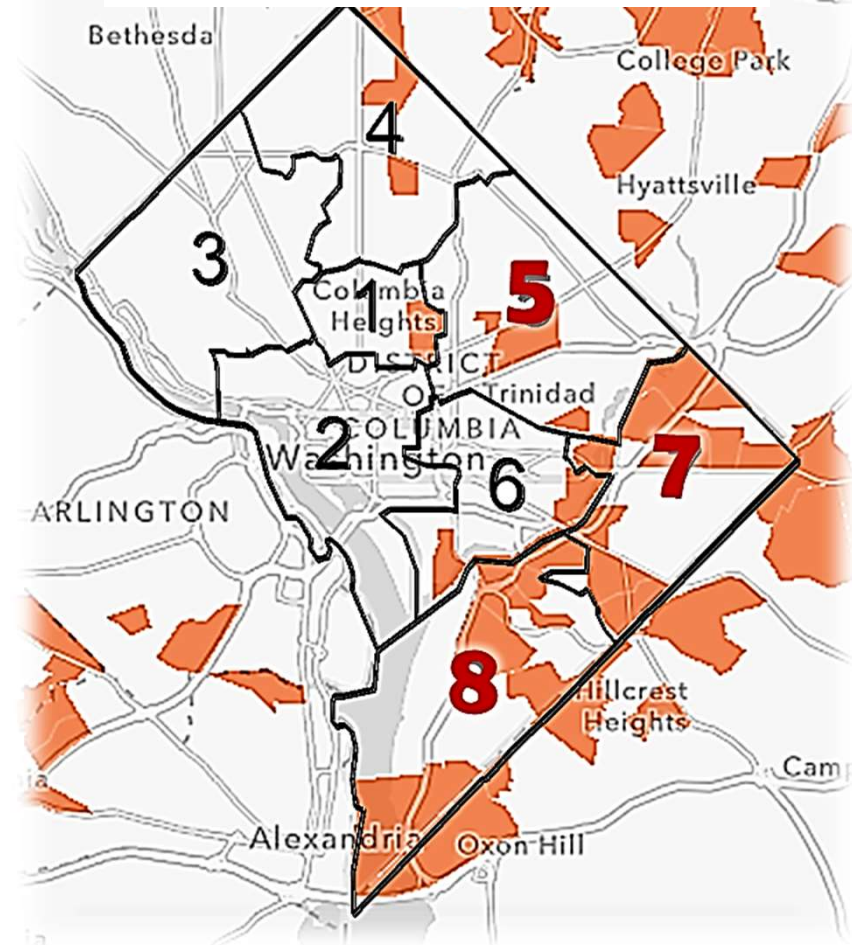
- **ECentrs is a next-generation co-work space company**
 - Raising capital from Opportunity Funds
 - Expanding to other cities like Washington DC and Chicago

Chuck Vollmer is a member of the ECentrs Board of Directors.

Funding Sources

- Opportunity Funds
- HUD, SBA, VA and CDFI startup business loans
- Equity investments
- Corporate partnerships
- Government and foundation grants
- Profit sharing
- Investment partners

Washington DC Opportunity Zones



Ultimate goal is start a JWDC Opportunity Fund

Next Steps

- **Continue to develop JWDC Grassroots Movement**
 - Sep 2018, Meetings w/ Endura Govan & Harry Thomas, Jr.
 - 1 Nov 2018, 1stTown Hall Meeting (UDC Community College)
 - 15 Dec 2018, 2ndTown Hall Meeting (Ivy City Smokehouse)
 - 16 Jan 2019, 3rdTown Hall Meeting (UDC Community College)
- **Get 50+ community leaders to pledge support**
 - Brief/update local government officials
 - Launch website and initiate JWDC media campaign
 - ✓ Jobenomics America TV, EmeraldPlanet TV, local media
 - ✓ Geofence Washington DC and push ads to 17,000 local government, community and private sector leaders
- **Secure funding for initial programs (Urban Ag, Direct-Care, Club E)**

Jobenomics should know by mid 2019 if the JWDC team can generate enough community support to launch this program.

Contact Information

Chuck Vollmer, Jobenomics Founder and President,
703-319-2090, cvollmer@jobenomics.com

Harry Thomas Jr., Jobenomics Washington DC Coordinator,
202-439-5103, hltjr05@gmail.com

Endura Govan, Jobenomics Washington DC Direct-Care Lead,
202-710-5875, businesskids@yahoo.com

www.Jobenomics.com